温馨提示！

因印刷关系，产品颜色可能与实物略有偏差，请以实物为准，图片仅供参考；
本公司对本图册资料保留最终解释权。

TUOPU METAL®
Metal ceiling & Wall Solutions

铝合金型材
建材・装饰材料

ALUMINUM ALLOY
PROFILEBUILDING MATERIALS
AND DECORATIVE MATERIALS

2023 款・宝典

佛山市南海拓谱金属建材有限公司

企业介绍

ENTERPRISE INTRODUCTION

佛山市南海拓谱金属建材有限公司成立于2003年，是一家专业生产高品质金属天花及墙面解决方案的生产企业，公司的主要产品包括建筑铝型材，工业型材、智能百叶窗、幕墙系列、铝&金属吊顶系统、金属墙板、内外墙铝合金设计外立面、铝单板、铝蜂窝板、铝激光切割板、铝穿孔板、金属栅栏门系统，不锈钢装饰系列产品等。

公司引进最先进的德国电脑数控钣金设备，日本兰氏全自动喷涂设备、德国电脑数控液压设备，这些设备使得操作高度精确，自动化，高效地为生产满足客户需求，提供强大的技术支持。从工程设计、产品生产、检验、施工到安装服务全程依照ISO9001:2000 质量管理体系执行，实现严格控制和管理。以先进技术为支撑，以高质量为标准，保持行业的领先地位。

经过20年的发展，公司的工厂占地面积10000平方米，服务超过10000+已完成项目（如：杭州奥体中心、宜宾机场、沙特阿拉伯医院、巴基斯坦地铁、尼日利亚机场、柬埔寨最高的摩根大楼等等）。拓谱金属是一家集研发、设计、生产、销售于一体的企业。此外，我们有一支优秀的设计团队，从而引领定制的市场。“高的质量和客户第一”始终是我们的追求。我们期待着长期合作，互惠互利。

Foshan Nanhai Top Metal Building Materials Manufactory Co., Ltd is a professional manufacture specialized in highly-quality the metal ceiling & wall solutions business in Foshan GuangDong China, which was extablished in 2003, our main products include Building aluminum profiles, industrial profiles, intelligent blinds, curtain wall series , aluminum & metal ceiling system ,metal wall panels , interior and exterior aluminum design facade, aluminum solid panel ,aluminum honeycomb panel ,aluminum laser cut panel , aluminum perforated panel, metal fence & gate system， Stainless steel decorative material and so on.

Our company has introduced the most advanced German computer numerical control sheet metal equipment, Japanese Lanshi automatic spraying equipment, and German computer numerical control hydraulic equipment. These equipment make the operation highly accurate, automatic, and efficiently meet customer needs for production and provide strong technical support. From engineering design, product production, inspection, construction to installation service, the whole process is implemented in accordance with the ISO9001:2000 quality management system to achieve strict control and management. With the support of advanced technology and high quality as the standard, we will maintain the leading position in the industry.

After 20 years development, our factory cover an area of 10000 square meters, served more than 10000+ project done (Hangzhou olympic sports center , Yibin Airport , Saudi Arabia Hospital , Pakistan Metro, Nigeria Airport, Cambodia's tallest morgan building ect...) TOPMETAL intergrating reserch & development, design, production and sales. Besides, we have an excellent team, thus leading the market .” High Quality & Customer First" is always our pursuit. We look forward to long-term cooperation and mutual benefits.



PRODUCTION SPOT BASE

现货基地

铝型材现货仓储基地，4000 多吨现货铝材，
为铝建筑行业合作伙伴的发展保驾护航。

The spot storage base of aluminum profiles, with more than 4000 tons of spot aluminum products, will escort the development of partners in the aluminum construction industry.

COMPANY SIZE

公司规模

型材拉弯

模具房

拉弯车间

模具房

图中所示为标准厚度和理论重量，实际重量以过磅时重量为准。

PRODUCTION WORKSHOP

生产车间

佛山市南海拓谱金属建材有限公司一条龙生产挤压、喷涂、加工等
建筑门窗铝型材行业领先品牌

厂家直营铝材行业真正的一条龙
品牌保护经营 技术领先

始于诚信，成于专注，创新为限，共赢为魂

企业愿景：致力于打造高端门窗型材领军品牌

企业使命：推进行业技术革新，打造一流产品

企业精神：自主创新、不断突破、精益求精

企业荣誉：专注、创新、诚信、共赢

METICULOUS SERVICE

细致服务



CUSTOMER FIRST AND WIN-WIN!

客户至上 携手共赢！

我们在营销过程中，以客户的利益高于一切为宗旨！力求做好每一个环节、全面落实市场调研拓展市场，综合市场反馈信息，作出科学决策。建立和推广的优质品牌，为客户提供一个完善．健康、稳定的营销服务网络。

在销售服务中，我们时刻用心聆听、了解客户需求，如有异常客诉，立即改善解决，为客户提供更专业的全方位服务项目。

PROJECT EXAMPLE DISPLAY

工程实例展示



PROJECT EXAMPLE DISPLAY

工程实例展示

建筑的线条具有特殊的表现力和多种造型的功能，曲直线成一层层水波般而上，且线条粗细、曲折富有变化，给人以优雅、柔和流程、轻快活跃的感觉

The lines of the building have special expressive force and various modeling functions. The curves and straight lines form layers of water, and the lines are thick, thin and tortuous, giving people a feeling of elegance, soft process, lightness and activity



APPLICABLE PLACE

适用场所

工程建筑 | 车站 | 工厂 | 公共设施

住宅 | 机场 | 公共场所 | 超市

舞厅 | 宾馆 | 餐厅 | 公园

学校 | 购物中心 | 运动场 | 医院

PRODUCT CATALOG

产品目录

波浪板 - 长城系列	01-29
天花板系列	30-38
圆管系列	39-41
子弹头系列	42-43
滴水挂片系列	44-44
百叶系列	45-48
铝艺系列	49-58
组合管系列	59-66
槽管系列	67-75
经典系列	76-76
加强筋系列	77-82
地脚线系列	82-83
龙骨系列	84-87
盖板系列	88-89
幕墙系列	89-94
方管规格系列	95-102
圆管规格系列	103-104
角铝规格系列	105-106

WAVE PLATE - GREAT WALL SERIES

波浪板 - 长城系列





WAVE PLATE - GREAT WALL SERIES
波浪板 - 长城系列

铝型材表面经过喷涂后，外观非常漂亮，且耐脏，一旦涂上油污非常易清洁，组装成品时，根据不同的承重采用不同规格的型材，并采用配图铝型材配件，不需要焊接，较环保，而且安装、拆卸，轻巧便于携带、搬移极为方便。

- 彩涂铝卷 Painted aluminum coil
- 耐候、防潮 Weather and moisture resistance
- 装饰性强 Decorative nature
- 易安装 Easy to install
- 深加工 Deep processing
- 自然环保 Natural environmental protection

图中所示为标准厚度和理论重量，实际重量以过磅时重量为准。

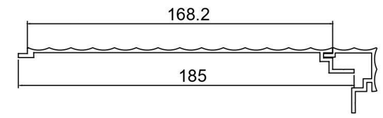

GN 1049
T= 2.0 MM

GN 2276 转角
T= 2.0 MM

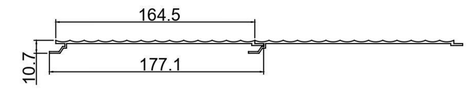

GN 2561
T= 1.5 MM

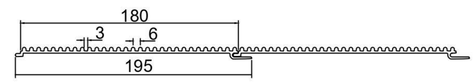

GN 8018
T= 1.8 MM

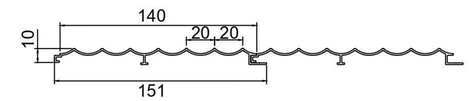

GN8118
T= 1.2 MM

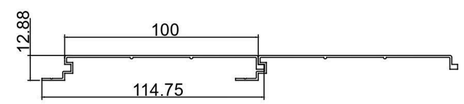

GN 1518
T= 1.0 MM

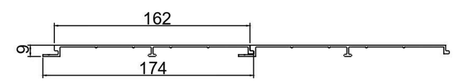

GN 9928
T= 1.5 MM

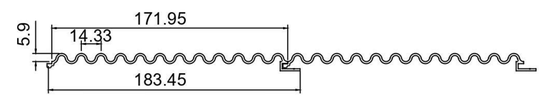

GN 9938
T= 1.5 MM

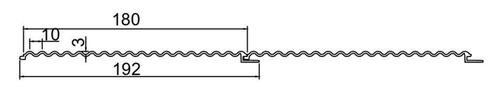

GN 8098
T= 1.5 MM

GN 1693
T= 1.2 MM

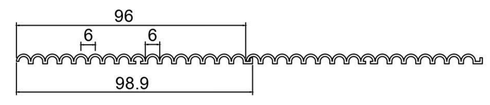

GN 1729
T= 1.0 MM

图中所示为标准厚度和理论重量，实际重量以过磅时重量为准。

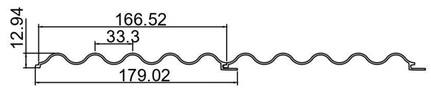

GN 8088
T= 1.5 MM

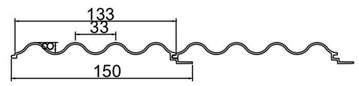

GN 1521
T= 1.4 MM

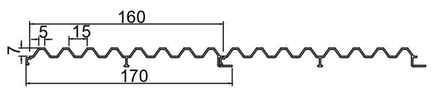

GN 8168
T= 1.2 MM

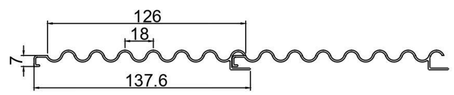

GN2131
T= 1.1 MM

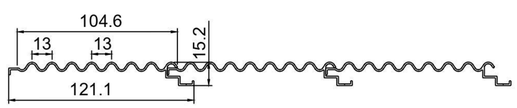

GN 2106
T= 0.8 MM

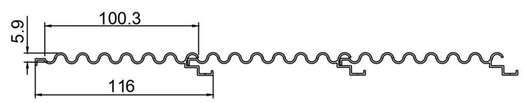

GN1577
T= 1.1 MM

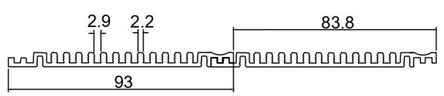

GN 1271
T= * MM

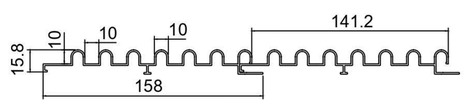

GN8108
T= 1.2 MM

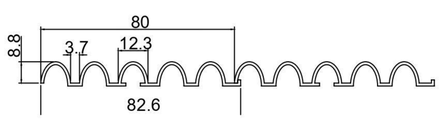

GN0256
T= 1.2 MM

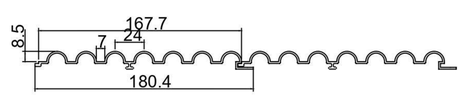

GN 9998
T= 1.5 MM

图中所示为标准厚度和理论重量，实际重量以过磅时重量为准。

波浪板 - 长城系列 WAVE PLATE - GREAT WALL SERIES ≫

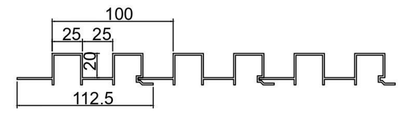

GN2611
T= 1.5 MM

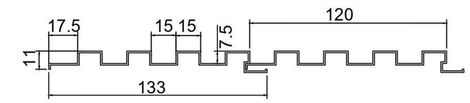

GN1298
T= 1.0 MM

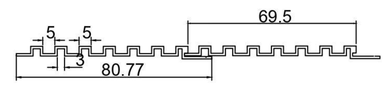

GN 0847
T= 1.0 MM

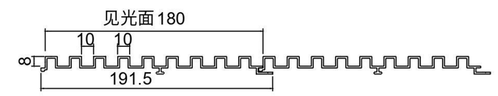

GN 8068
T= 1.5 MM

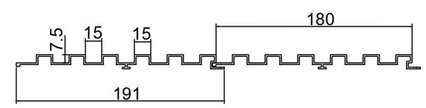

GN 8078
T= 1.5 MM

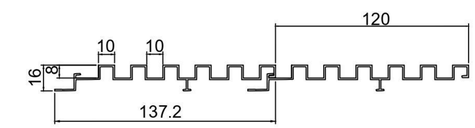

GN 1448
T= 1.0 MM

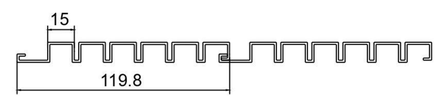

GN 2999
T= 1.2 MM

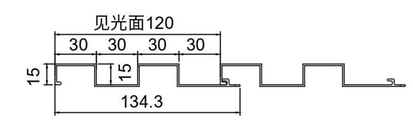

GN6035
T= 1.2 MM

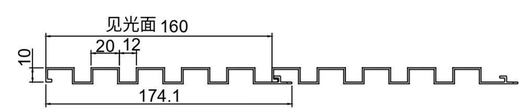

GN6039
T= 1.2 MM

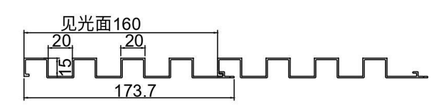

GN6074
T= 1.2 MM

图中所示为标准厚度和理论重量，实际重量以过磅时重量为准。

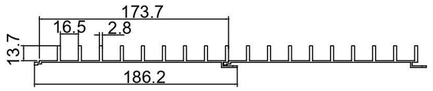

GN 9978
T= 1.5 MM

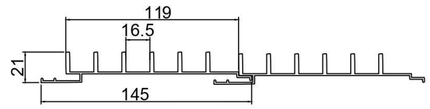

GN 1123
T= 1.3 MM

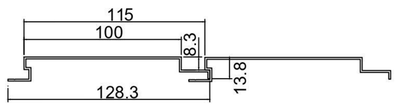

GN 1321
T= 1.0 MM

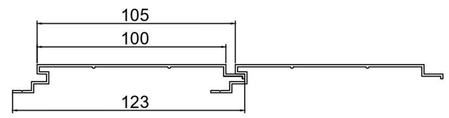

GN 1334
T= 1.2 MM

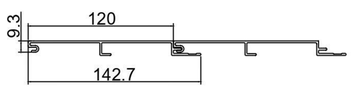

GN2232
T= 1.5 MM

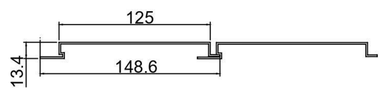

GN2251
T= 1.4 MM

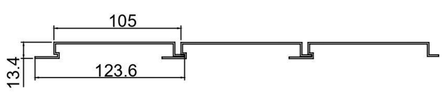

GN2255
T= 1.4 MM

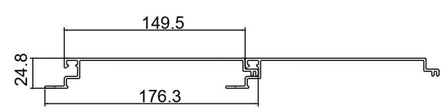

GN2307
T= 1.8 MM

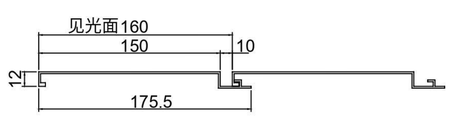

GN6070
T= 1.5 MM

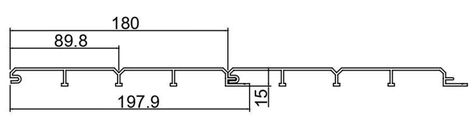

GN2216
T= 2.0 MM

图中所示为标准厚度和理论重量，实际重量以过磅时重量为准。

波浪板 - 长城系列 WAVE PLATE - GREAT WALL SERIES ≫

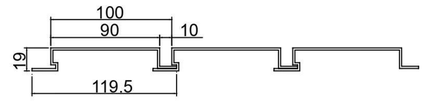

GN2470
T= 1.8 MM

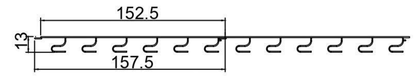

GN 8998
T= 1.1 MM

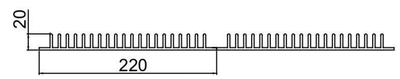

GN2580
T= 3.0 MM

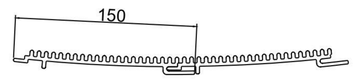

GN2318
T= 2.8 MM

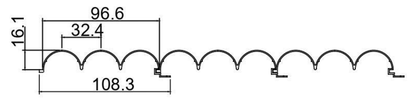

GN 1621
T= 0.9 MM

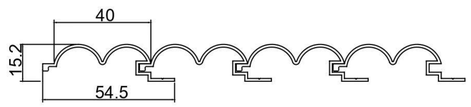

GN2584
T= 1.2 MM

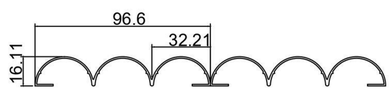

GN 0716
T= 0.9 MM

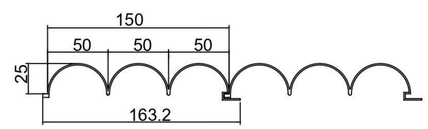

GN6027
T= 1.2 MM

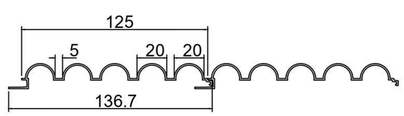

GN2483
T= 1.1 MM

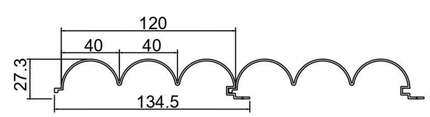

GN2369
T= 1.2 MM

图中所示为标准厚度和理论重量，实际重量以过磅时重量为准。

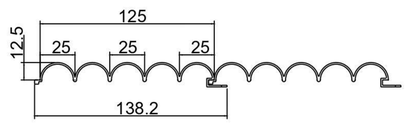

GN2203
T= 1.2 MM

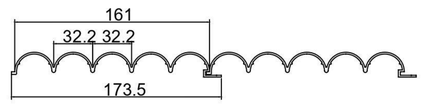

GN9958
T= 1.5 MM

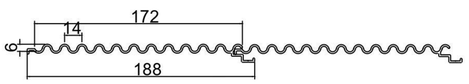

GN9878
T= 1.5 MM

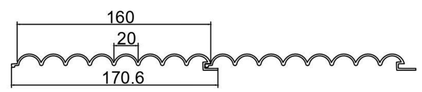

GN9888
T= 1.5 MM

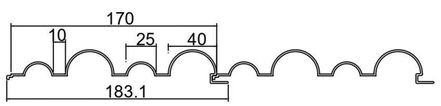

GN6007
T= 1.5 MM

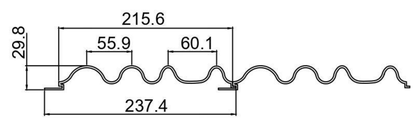

GN2350
T= 2.5 MM

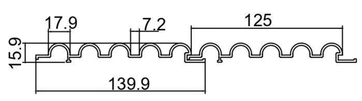

GN2731
T= 2.0 MM

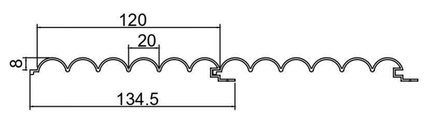

GN1736
T= 1.2 MM

GN2509
T= 1.0 MM

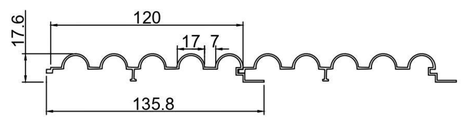

GN 1531
T= 1.1 MM

图中所示为标准厚度和理论重量，实际重量以过磅时重量为准。

波浪板 - 长城系列 WAVE PLATE - GREAT WALL SERIES ≫≫

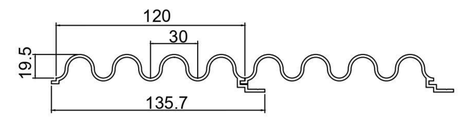

GN 1701
T= 1.8 MM

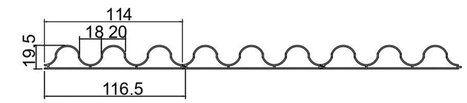

GN 1771
T= 1.0 MM

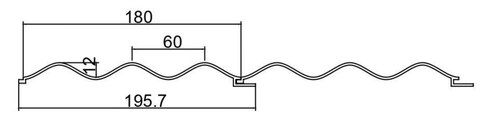

GN 8128
T= 2.0 MM

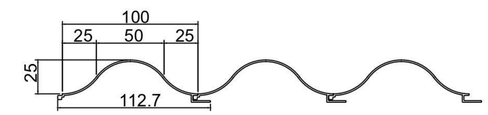

GN 2316
T= 1.2 MM

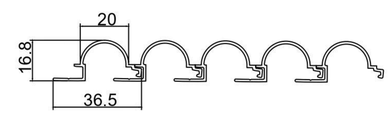

GN 2484
T= 1.1 MM

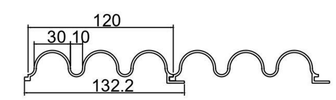

GN2373
T= 1.8 MM

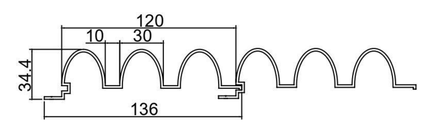

GN 1600
T= 1.8 MM

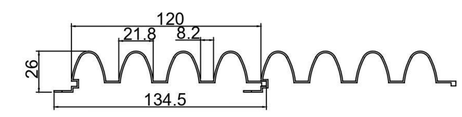

GN 1725
T= 1.0 MM

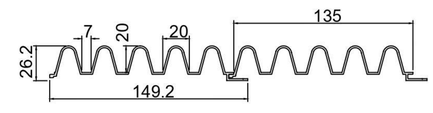

GN 1788
T= 1.5 MM

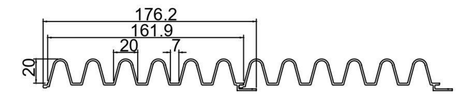

GN 9988
T= 1.5 MM

图中所示为标准厚度和理论重量，实际重量以过磅时重量为准。

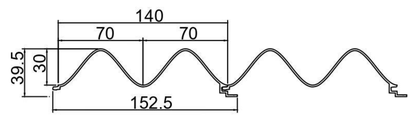

GN1758
T=1.5 MM

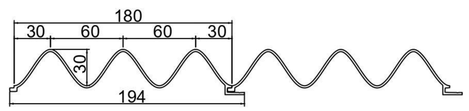

GN8878
T=1.8 MM

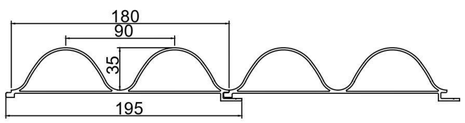

GN8808
T=1.8 MM

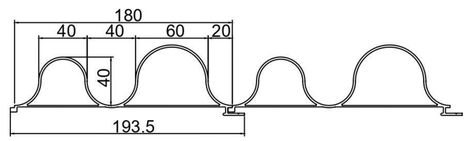

GN9808
T=1.8 MM

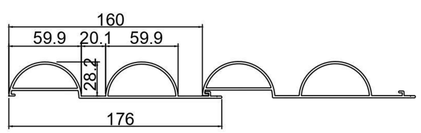

GN2107
T=1.9 MM

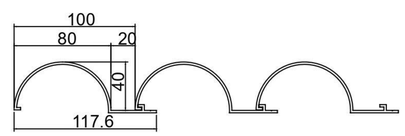

GN1886
T=2.0 MM

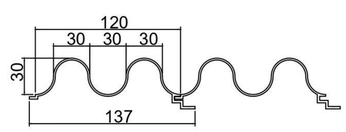

GN1704
T=1.5 MM

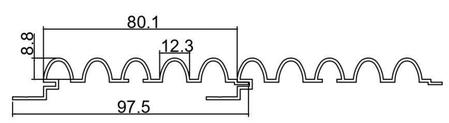

GN1622
T=1.2 MM

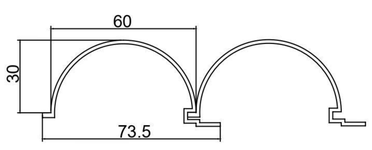

GN2359
T=1.5 MM

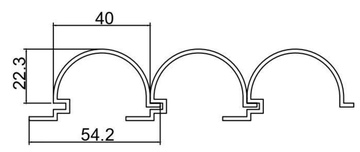

GN2670
T=1.6 MM

图中所示为标准厚度和理论重量，实际重量以过磅时重量为准。

波浪板 - 长城系列 WAVE PLATE - GREAT WALL SERIES ≫

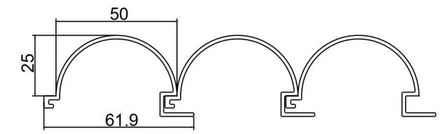

GN2186
T=1.5 MM

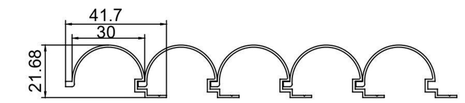

GN2774
T=0.9 MM

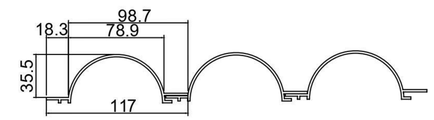

GN2599
T=2.0 MM

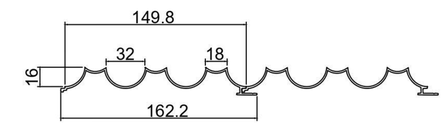

GN9003
T=1.5 MM

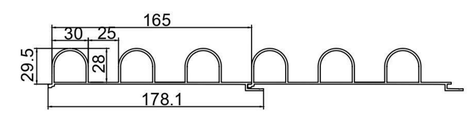

GN9908
T=1.8 MM

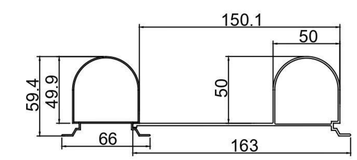

GN2557
T=1.0 MM

GN2556
T= 1.8 MM

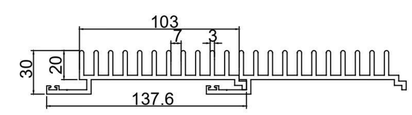

GN1578
T=3.0 MM

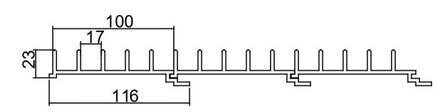

GN1974
T=3.0 MM

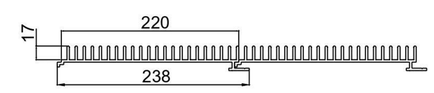

GN9002
T=3.0 MM

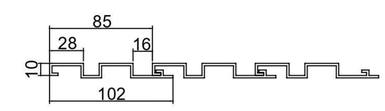

GN2376
T=2.0 MM

图中所示为标准厚度和理论重量，实际重量以过磅时重量为准。

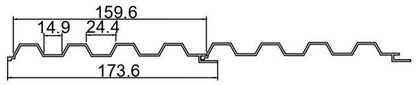

GN9738
T=1.5 MM

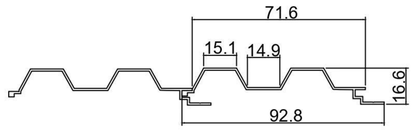

GN1680
T=1.0 MM

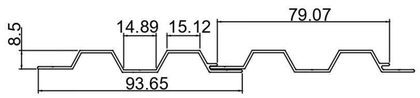

GN0261
T=1.1 MM

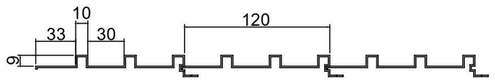

GN1625
T=1.2 MM

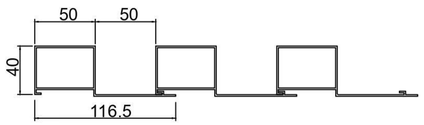

GN2245
T=1.4 MM

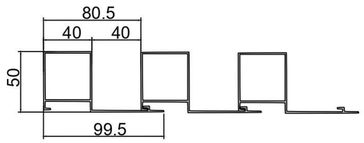

GN2270
T=1.3 MM

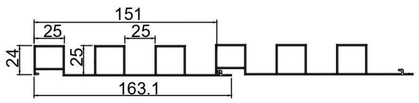

GN2650
T=1.0 MM

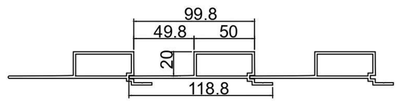

GN2409
T=2.0 MM

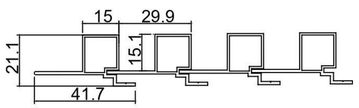

GN2356
T=1.3 MM

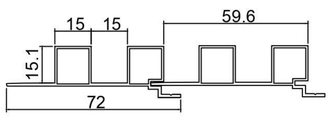

GN2360
T=1.3 MM

图中所示为标准厚度和理论重量，实际重量以过磅时重量为准。

波浪板 - 长城系列 WAVE PLATE - GREAT WALL SERIES

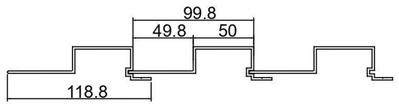

GN2408
T=2.0 MM

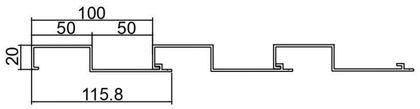

GN2284
T=1.8 MM

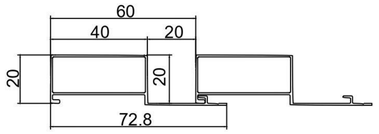

GN9708
T=0.8 MM

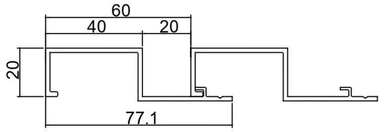

GN2463
T=1.8 MM

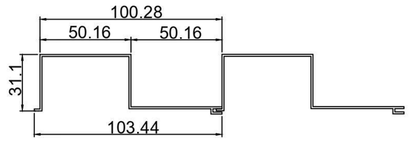

GN1459
T =1.1 MM

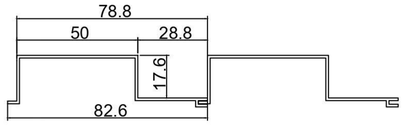

GN1427
T=1.1 MM

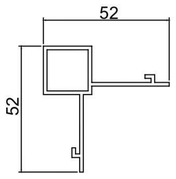

GN2460
T=1.5 MM

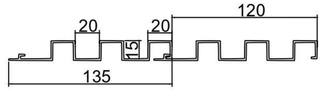

GN2419
T=1.5 MM

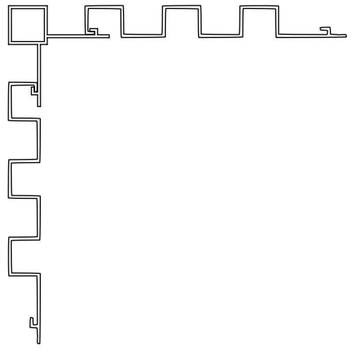

GN2460 GN2419

图中所示为标准厚度和理论重量，实际重量以过磅时重量为准。

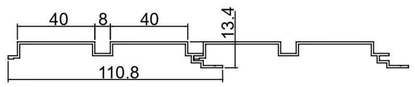

GN1773
T=1.2 MM

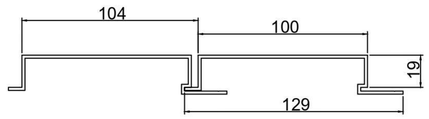

GN1386
T=1.8 MM

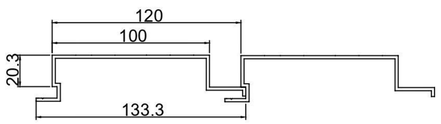

GN1606
T= 2.0 MM

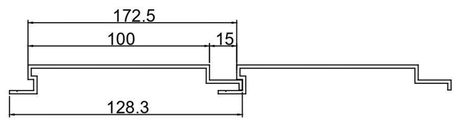

GN2108
T=1.8 MM

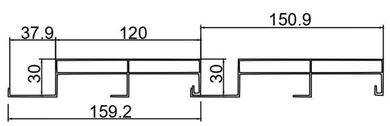

GN2683
T=1.35 MM

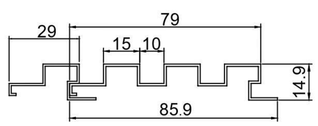

GN2559 GN2560
T=0.9 MM T=1.0 MM

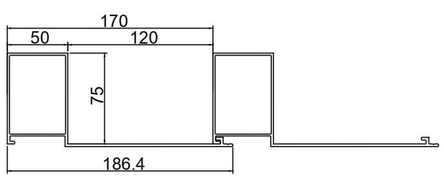

GN 2612
T=2.2 MM

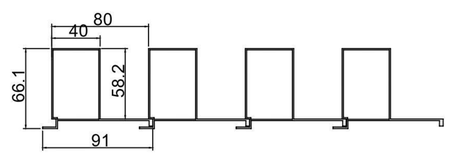

GN2645
T=1.3 MM

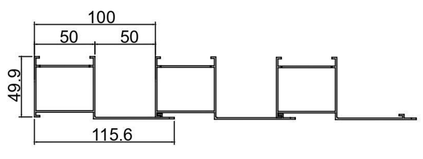

GN 2445
T=1.3 MM

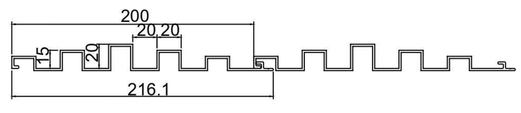

GN6037
T=1.8 MM

图中所示为标准厚度和理论重量，实际重量以过磅时重量为准。

波浪板 - 长城系列 WAVE PLATE - GREAT WALL SERIES ≫

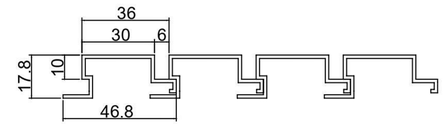

GN2699
T=1.4 MM

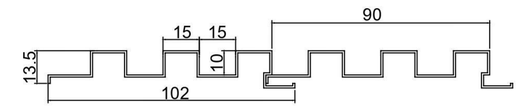

GN2715
T=0.9 MM

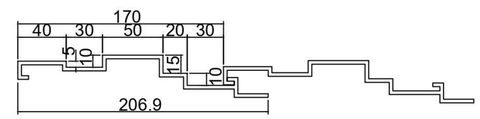

GN2348
T=3.0 MM

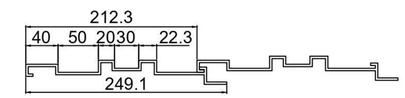

GN2349
T=3.0 MM

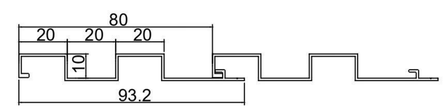

GN2140
T=1.0 MM

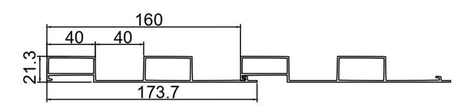

GN8178
T=1.5 MM

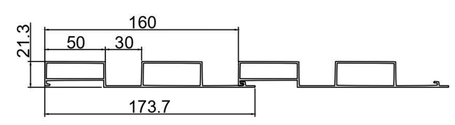

GN8188
T=1.5 MM

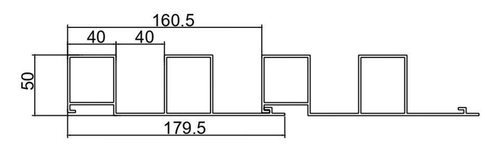

GN2256
T=1.9 MM

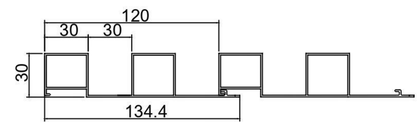

GN2009
T=1.2 MM

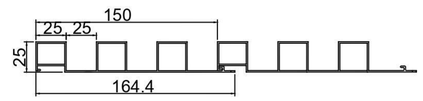

GN1768
T=1.2 MM

GN2650
T=1.0 MM

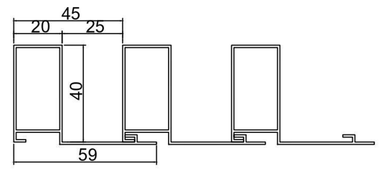

GN3496
T=1.0 MM

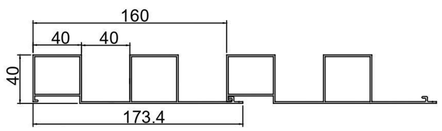

GN2010
T=1.4 MM

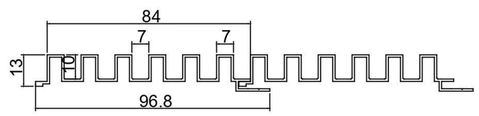

GN8038
T=1.0 MM

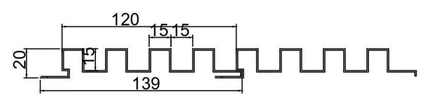

GN8198
T=1.0 MM

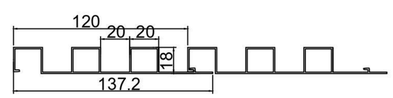

GN1326
T=1.0 MM

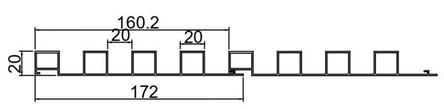

GN8008
T=1.3 MM

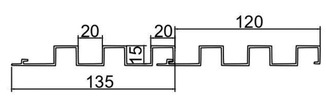

GN2419
T=1.5 MM

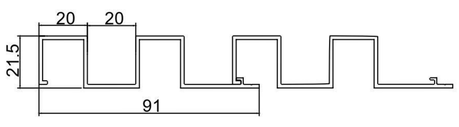

GN0591
T=1.5 MM

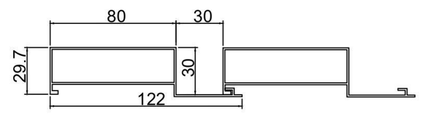

GN8138
T=1.2 MM

图中所示为标准厚度和理论重量，实际重量以过磅时重量为准。

波浪板 - 长城系列 WAVE PLATE - GREAT WALL SERIES ≫≫

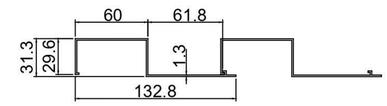

GN0271
T=1.3 MM

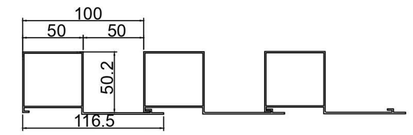

GN1312
T=1.3 MM

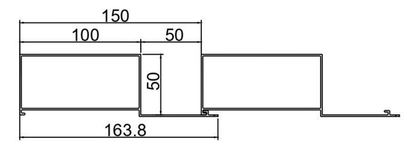

GN9838
T=1.3 MM

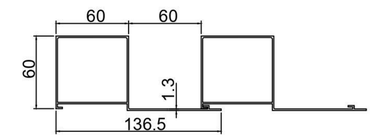

GN1283
T=1.3 MM

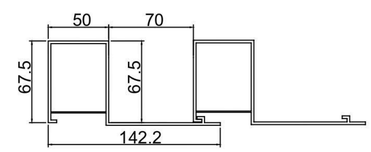

GN2135
T=2.2 MM

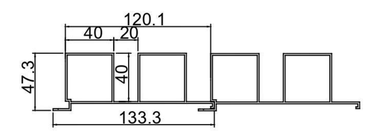

GN2134
T=1.5 MM

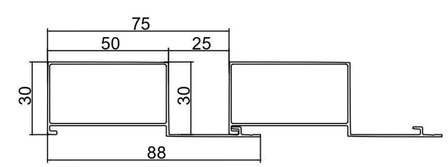

GN 9868
T=0.9 MM

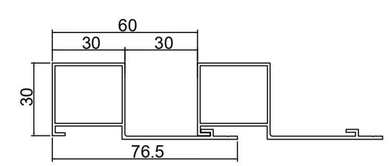

GN1314
T=1.3 MM

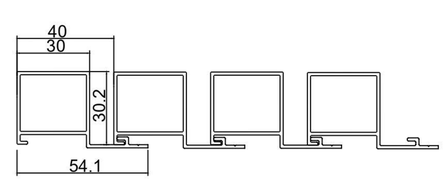

GN 2074
T=1.3 MM

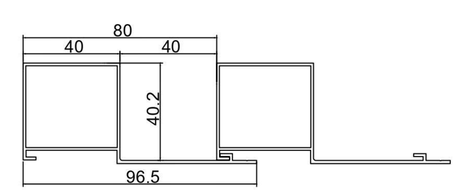

GN1313
T=1.3 MM

图中所示为标准厚度和理论重量，实际重量以过磅时重量为准。

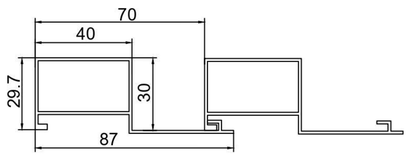

GN 8158
T= 1.2 MM

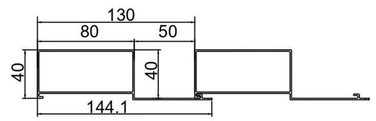

GN 9828
T= 1.2 MM

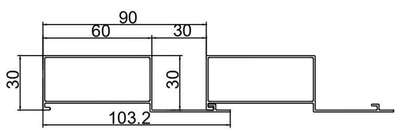

GN 9858
T= 1.0 MM

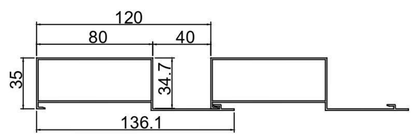

GN 8058
T= 1.3 MM

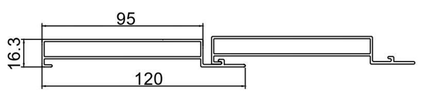

GN-JH001
T= 1.3 MM

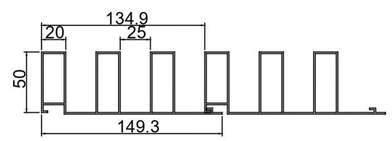

GN2325
T= 1.3 MM

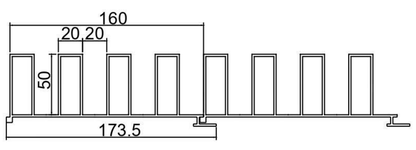

GN 9008
T= 1.9 MM

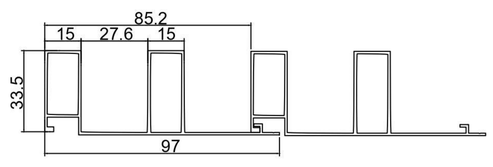

GN 1550
T= 1.0 MM

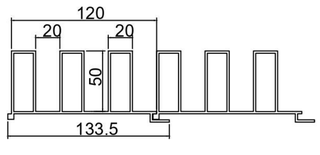

GN2030
T= 2.0 MM

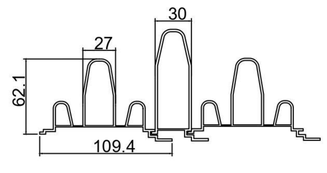

GN1528 GN1529
T= 2.0 MM

图中所示为标准厚度和理论重量，实际重量以过磅时重量为准。

波浪板 - 长城系列 WAVE PLATE - GREAT WALL SERIES ≫≫

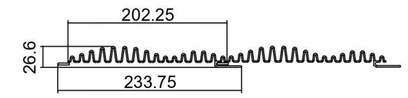

GNTW-028
T = 1.7 MM

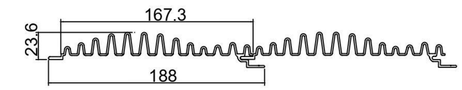

GN 1738
T= 1.5 MM

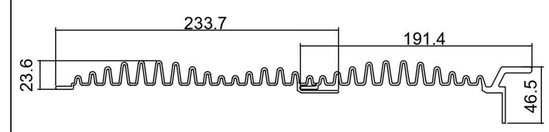

NTW-028 GN2191
T = 1.7 MM T = 1.7 MM

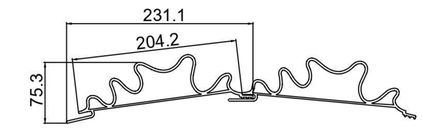

GN 1559
T= 3.0 MM

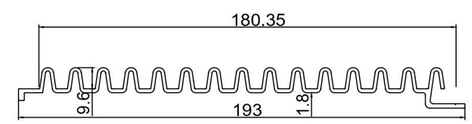

GN8898
T= 1.8 MM

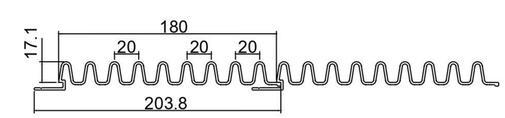

GN2492
T= 1.9 MM

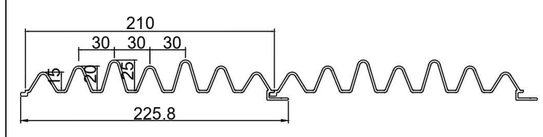

GN6038
T= 1.8 MM

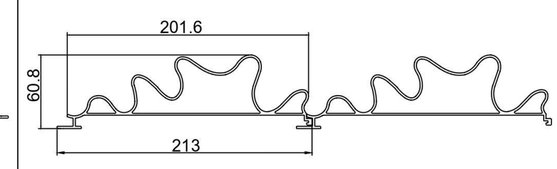

GN7208
T= 2.0 MM

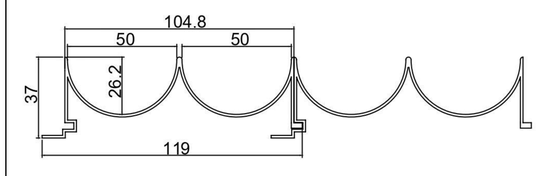

GN 8028
T= 1.2 MM

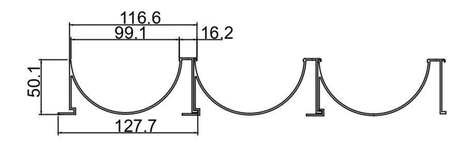

GN2155
T= 1.5 MM

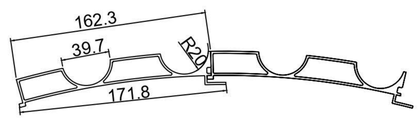

GN 2682
T= 1.8 MM

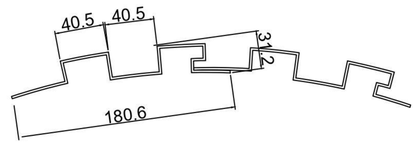

GN 1045
T= 2.0 MM

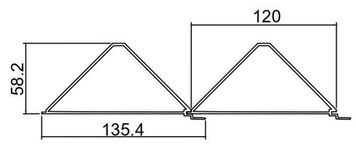

GN 1466
T= 2.0 MM

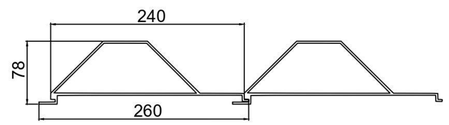

GN 2035
T= 2.5 MM

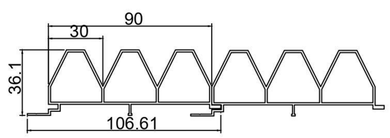

GN 1384
T= 1.2 MM

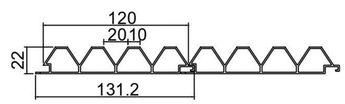

GN2156
T= 1.2 MM

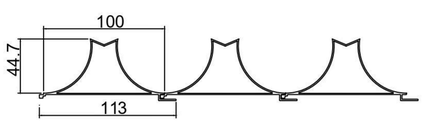

GN 2473
T= 1.1 MM

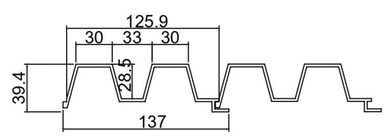

GN 2382
T= 2.4 MM

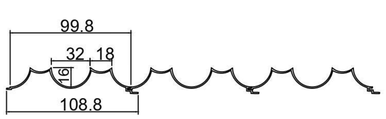

GN 1246
T= 1.1 MM

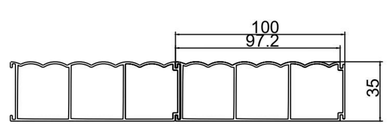

GN 1212
T= 1.2 MM

图中所示为标准厚度和理论重量，实际重量以过磅时重量为准。

波浪板 - 长城系列 WAVE PLATE - GREAT WALL SERIES ≫≫

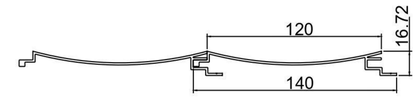

GN 1774
T= 1.5 MM

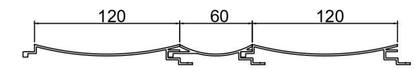

GN1774 GN1775
T= 1.2 MM

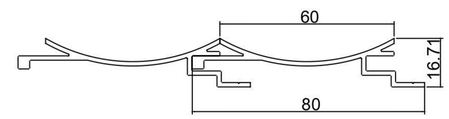

GN 1775
T= 1.5 MM

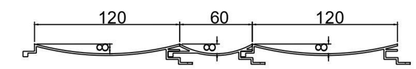

GN1775 GN1774
T= 1.2 MM

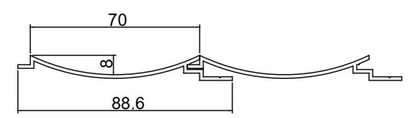

GN 1727
T= 1.5 MM

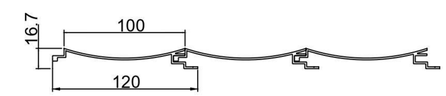

GN 9004
T= 1.5 MM

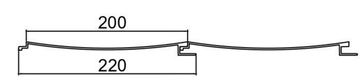

GN 9005
T= 2.5 MM

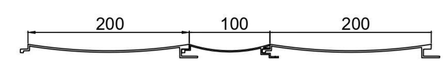

GN9004 GN9005
T= 1.5 MM T= 2.5 MM

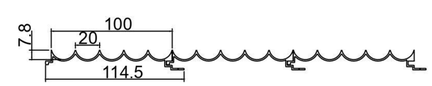

GN 2367
T= 1.2 MM

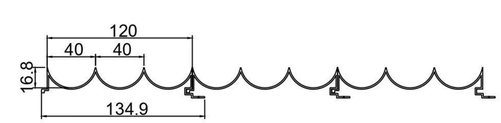

GN 2368
T= 1.2 MM

图中所示为标准厚度和理论重量，实际重量以过磅时重量为准。

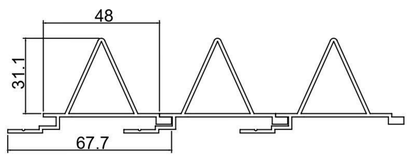

GN 1747
T = 1.4 MM

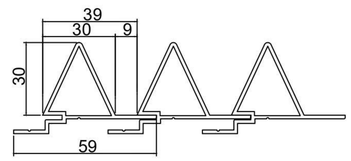

GN 1128
T= 1.5 MM

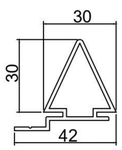

GN 1129
T= 1.5 MM

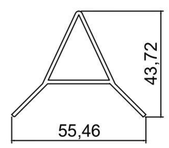

GN 1130
T= 1.5 MM

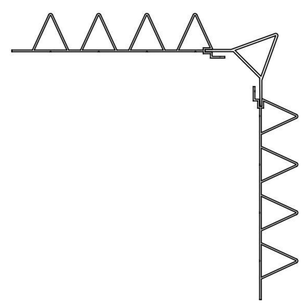

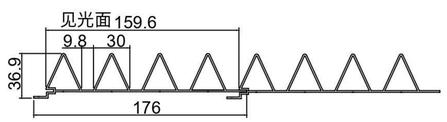

GN 2018
T= 1.4 MM

GN2018 GN1130

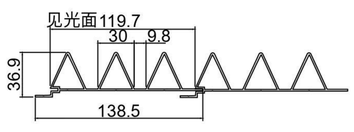

GN 1108
T= 1.4 MM

GN 2174
T= 1.0 MM

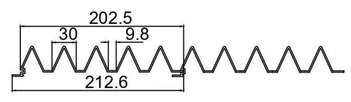

GN 2018-A
T= 1.8 MM

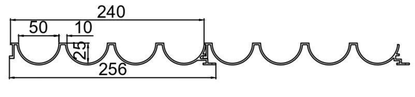

GN 7007
T= 2.2 MM

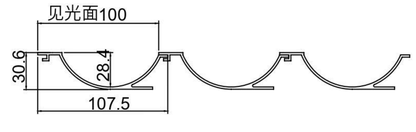

GN 2698
T= 1.9 MM

图中所示为标准厚度和理论重量，实际重量以过磅时重量为准。

波浪板 - 长城系列 WAVE PLATE - GREAT WALL SERIES ≫≫

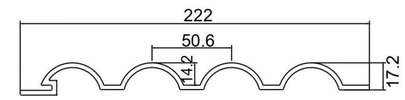

GN 1681
T= 3.0 MM



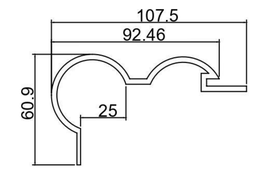

GN 1682
T= 3.0 MM

GN1681 GN1682



GN 2017
T= 2.0 MM

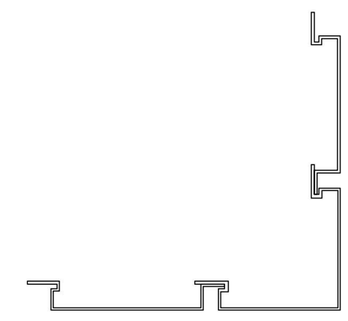

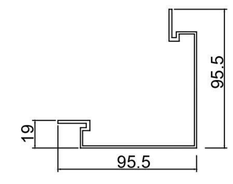

GN 2019
T= 1.5 MM

GN2017 GN2019 2470

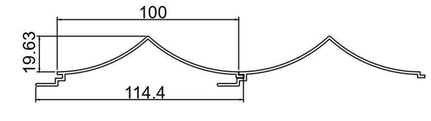

GN 1293
T= 1.4 MM

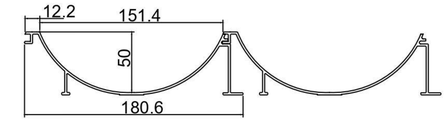

GN 7006
T= 2.2 MM

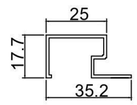

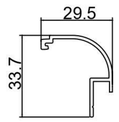

GN2577 GN2578
T=1.2 MM T=1.4 MM

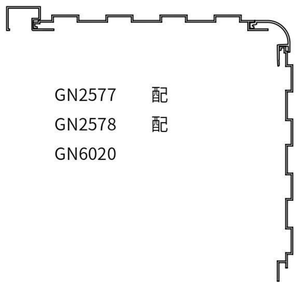

GN2577 配
GN2578 配
GN6020

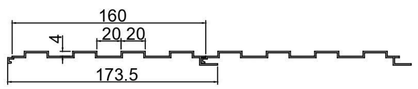

GN6017
T=1.2 MM

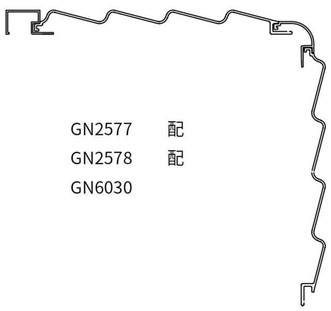

GN2577 配
GN2578 配
GN6030

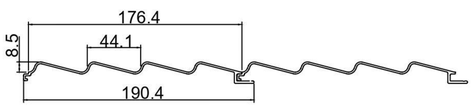

GN6030
T=1.5 MM

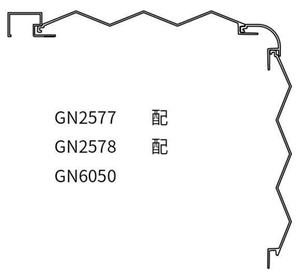

GN2577 配
GN2578 配
GN6050

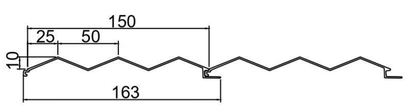

GN6050
T=1.2 MM

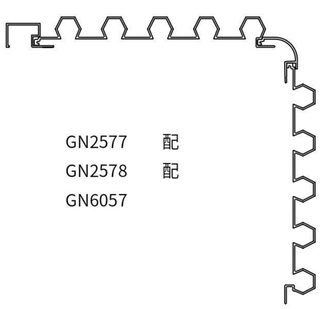

GN2577 配
GN2578 配
GN6057

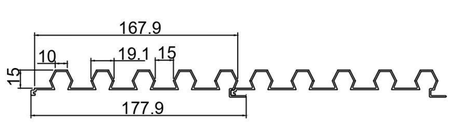

GN6057
T=1.2 MM

图中所示为标准厚度和理论重量，实际重量以过磅时重量为准。

波浪板 - 长城系列 WAVE PLATE - GREAT WALL SERIES

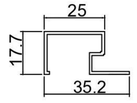

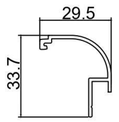

GN2577 GN2578
T=1.2 MM T=1.4 MM

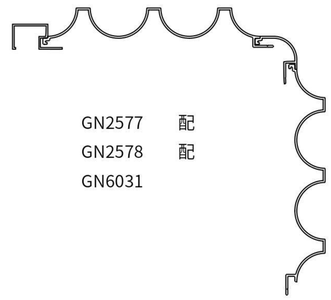

GN2577 配
GN2578 配
GN6031

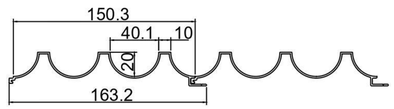

GN6031
T= 1.4 MM

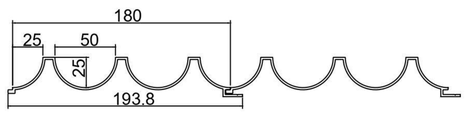

GN 8868
T= 1.8 MM

GN 2279
T= 1.2 MM

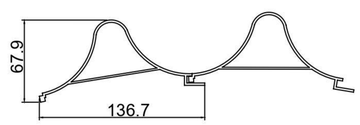

GN 2317
T= 2.0 MM

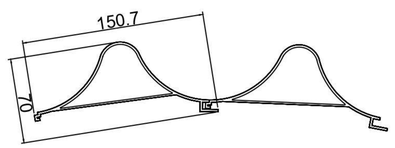

GN 2343
T= 2.0 MM

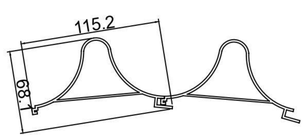

GN 2344
T= 2.0 MM

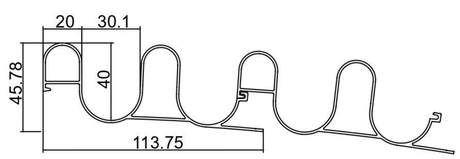

GN 2114
T= 1.2 MM

图中所示为标准厚度和理论重量，实际重量以过磅时重量为准。

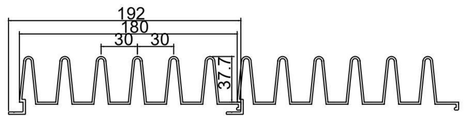

GN6688
T=1.7 MM

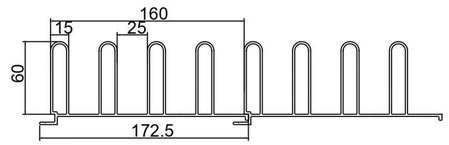

GN2838
T=1.8 MM

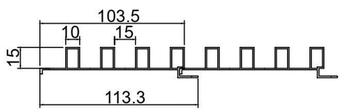

GN2845
T=1.0 MM

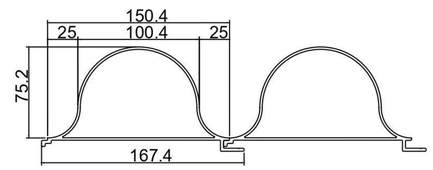

GN2826
T=2.0 MM

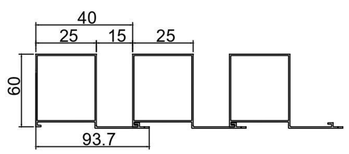

GN2866
T=1.2 MM

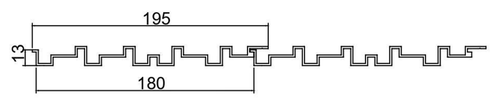

GN2876
T=1.8 MM

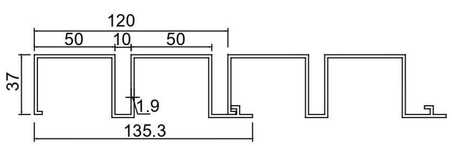

GN2966
T= 2.0 MM

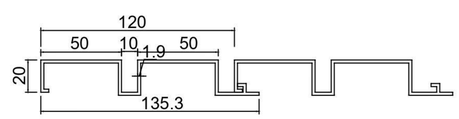

GN2967
T= 2.0 MM

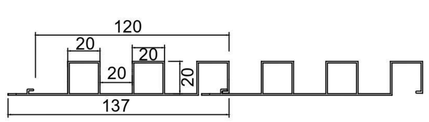

GN2968
T= 1.0 MM

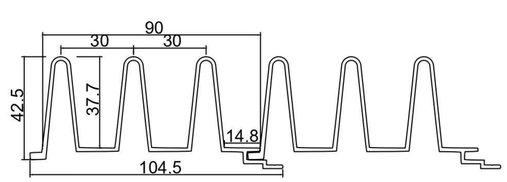

GN2975
T=1.5 MM

图中所示为标准厚度和理论重量，实际重量以过磅时重量为准。

波浪板 - 长城系列 WAVE PLATE - GREAT WALL SERIES ≫

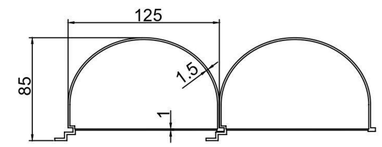

GN2981
T=1.5 MM

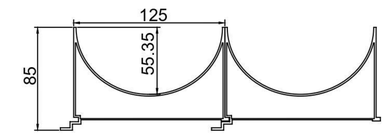

GN2982
T=1.5 MM

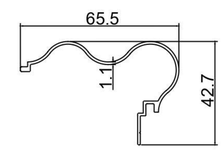

GN3061
T=1.1 MM

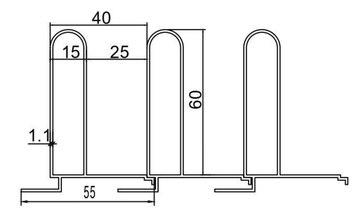

GN3062
T=1.1 MM

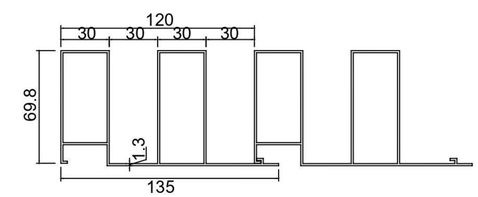

GN3091
T=1.3 MM

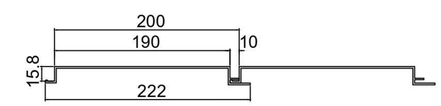

GN3104
T=1.9 MM

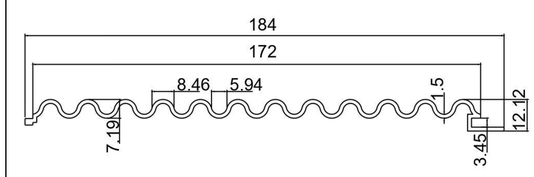

GN3107
T=1.5 MM

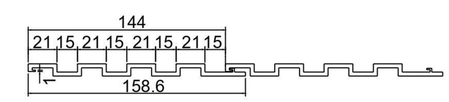

GN3358
T=2.9 MM

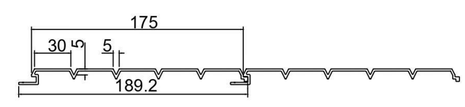

GN3359
T=1.8 MM

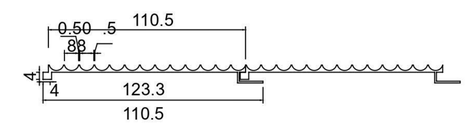

GN3160
T=1.0 MM

图中所示为标准厚度和理论重量，实际重量以过磅时重量为准。

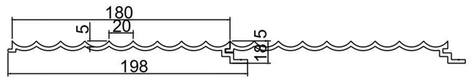

GN3161
T=3.0 MM

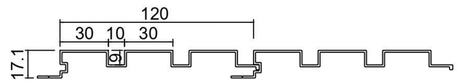

GN3165
T=1.2 MM

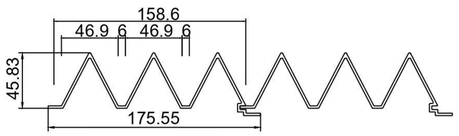

GN3203
T= 2.0 MM

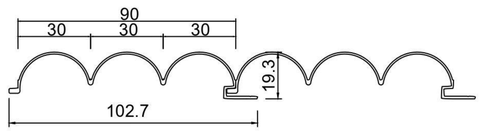

GN3238
T=0.8 MM

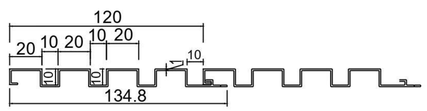

GN3300
T=1.0 MM

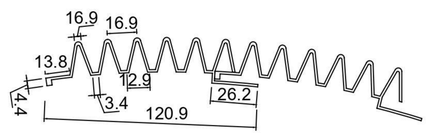

GN3303
T=1.4 MM

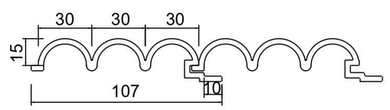

GN3307
T=3.0 MM

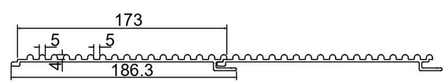

GN3318
T=2.0 MM

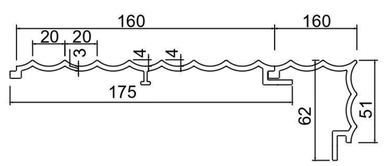

GN3334 GN3335
T=3.0 MM T=3.0 MM

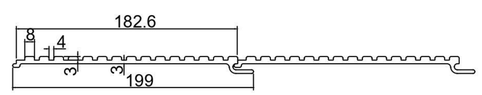

GN3337
T= MM

图中所示为标准厚度和理论重量，实际重量以过磅时重量为准。

波浪板 - 长城系列 WAVE PLATE - GREAT WALL SERIES ≫

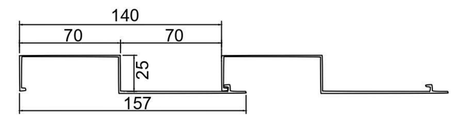

GN3387
T= 1.4 MM

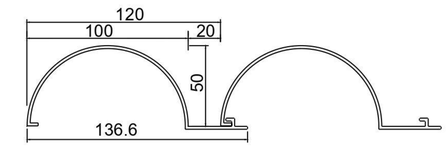

GN3436
T= 1.8 MM

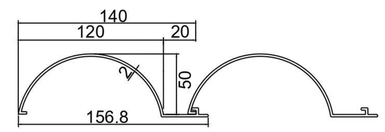

GN3437
T=2.0 MM

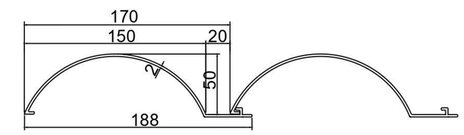

GN3438
T= 2.0 MM

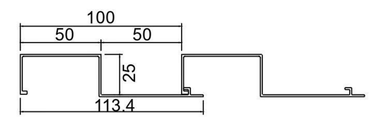

GN3442
T=1.2 MM

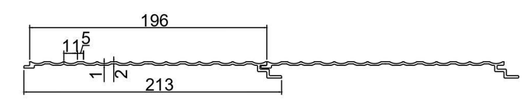

GN3443
T= MM

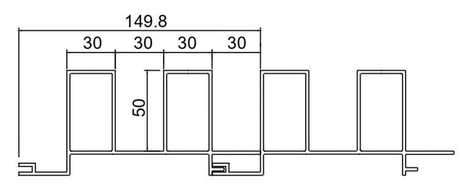

GN3445
T=2.0 MM

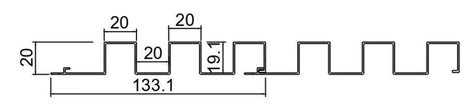

GN3450
T=0.9 MM

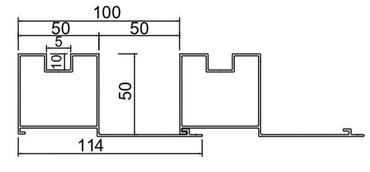

GN3459
T= 1.2 MM

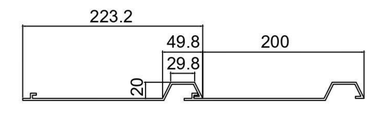

GN3470
T=2.5 MM

波浪板 - 长城系列 WAVE PLATE - GREAT WALL SERIES

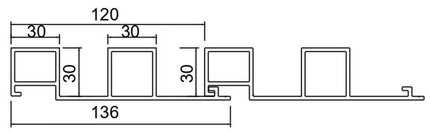	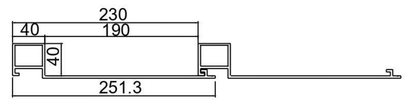
GN3474 T=3.0 MM	GN3475 T=3.0 MM
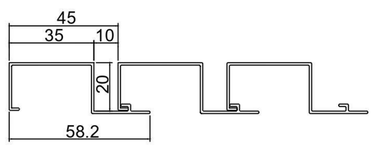	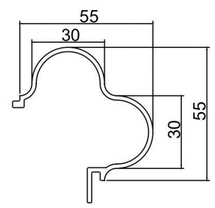
GN3490 T=1.0 MM	GN3503 T=1.8 MM



图中所示为标准厚度和理论重量，实际重量以过磅时重量为准。

天花板系列 CEILING SERIES

10 系列 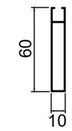			
GN 0760 T=0.7 MM	80X10TH T=0.7 MM		
15 系列 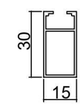	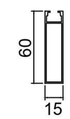	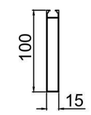	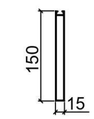
GN 0814 T=1.0 MM	GN 60X15TH T=1.1 1.8 MM	GN 0992 T=0.8 MM	GN 1444 T=1.2 1.5 MM
20 系列 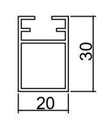	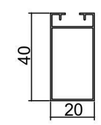	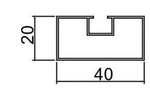	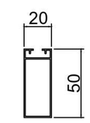
GN 0926 T=1.2 MM	GN 40X20TH T=0.7/0.8/0.9/1.3 MM	GN 20X40TH T=0.8/1.0/1.3/1.5 MM	GN 50X20TH T=0.7/0.9/1.2/1.4 MM
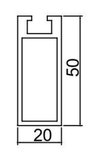	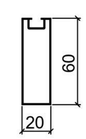	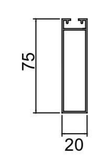	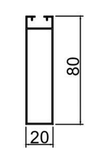
GN2616 T=2.0 MM	GN 60X20TH T=0.8/1.0/1.2/1.3 MM	75X20TH T= 1.2 MM	GN80X20TH T=0.8/1.0/1.2 MM
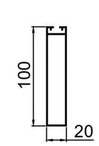			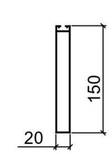
GN 100x20TH T=0.8/0.9/1.0/1.2/1.4 MM	GN 120x20TH T=1.0/1.2/2.0 MM	GN2137 T= 1.0 MM	GN150X20TH T=0.9/1.0/1.2/1.4/1.5 MM

图中所示为标准厚度和理论重量，实际重量以过磅时重量为准。

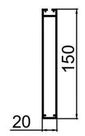		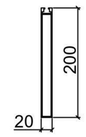	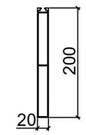
GN2617 T=1.5 MM	GN 180X20TH T=1.6 MM	GN 200X20TH T= 1.5/1.6/2.0 MM	GN 200X20TH T=1.5 MM
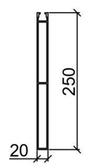	25 系列 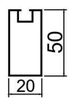	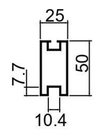	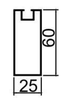
GN 0837 T= 2.2 MM	GN 50X25TH T=0.7/0.8/0.9/1.0/1.1/1.2/1.4 MM	GN 1938 T= 1.0 MM	GN 60X25TH T= 0.7/1.0/1.2 MM
	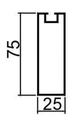	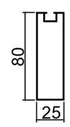	
GN 70X25TH T=0.8/0.9/1.2 MM	GN 75X25TH T= 0.8/0.9/1.0/1.2 MM	GN 80X25TH T= 0.8/0.9/1.0/1.2/1.4MM	GN 100X25 T=0.8/0.9/1.0/1.2/1.5/1.8/2.0MM
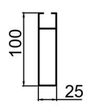	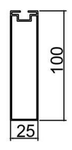		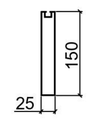
GN 1483 T=1.0/1.2MM	GN1893 T=1.0 MM	GN 120X25TH T=0.8/0.9/1.1/1.2/1.5/1.8MM	GN 150X25TH T=0.8/1.0/1.3/1.5/1.8 MM
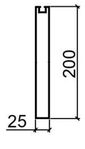	30 系列 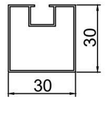	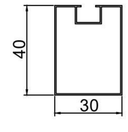	
GN 200X25TH T=1.5/1.6/1.9/2.0 MM	GN 30X30TH T= 0.8/1.0/1.2/1.5 MM	GN 40X30TH T= 0.7/0.8/1.0/1.2/1.4/1.8MM	GN 50X30TH T=0.6/0.8/0.9/1.0/1.2/1.4 MM

图中所示为标准厚度和理论重量，实际重量以过磅时重量为准。

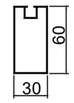		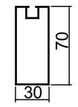	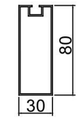
GN 60X30 T=0.7/0.8/0.9/1.0/1.2/1.5/1.8 MM	LC-GN0745 T=0.8 MM	GN 70X30 T=0.8/0.9/1.0/1.2/1.5/1.8 MM	80X30TH T= 0.7/0.8/1.0/1.2/1.5/1.8/2.0 MM
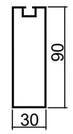	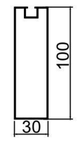		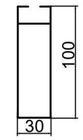
GN 90X30TH T=0.8/0.9/1.2/1.5 MM	GN 100X30TH T=0.7/0.8/0.9/1.0/1.2 1.5/2.0/2.4 MM	GN 1574 T=1.2 MM	GN 0103 T=1.0/1.2MM
			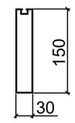
GN 1591 T=1.0 MM	GN 0758 T=0.8/0.9/1.0/1.2/1.5/1.8 MM	GN2714 T=1.1 MM	GN 150X30TH T=0.8/1.0/1.2/1.5/1.8/1.9/2.5MM
	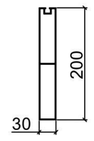	35 系列 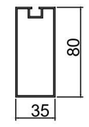	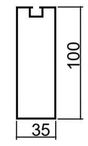
GN 200X30TH T=1.5/1.8/2.0 MM	GN 200X30TH T= 1.6 MM	GN 80X35TH T=1.2 MM	GN 100X35TH T= 0.8/1.0/1.2 MM
40 系列 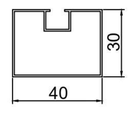	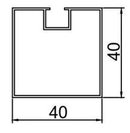	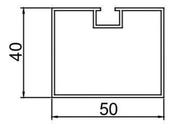	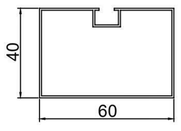
GN 30X40TH T=0.8/1.0/1.2MM	GN 40X40TH T=0.7/0.8/0.9/1.0/1.2/1.5/1.8MM	40X50TH T= 0.8/1.0/1.2 MM	40X60TH T= 0.9/1.1 MM

图中所示为标准厚度和理论重量，实际重量以过磅时重量为准。

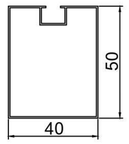	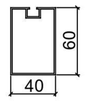	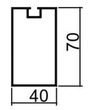	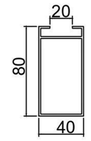
GN 50X40TH T=0.7/0.9/1.0/1.2/1.5/1.8/3.0MM	60X40TH T=0.8/1.0/1.2/1.3/1.8 MM	70X40TH T=0.8/0.9/1.0/1.2/1.5 MM	GN2305 T= 1.7 MM
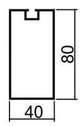	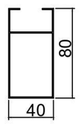	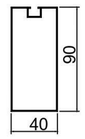	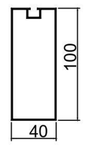
80X40TH T= 0.7/0.8/0.9/1.0/1.1/1.3 1.5/1.8 MM	GN 1482 T=1.0/1.2 MM	90X40TH T=0.8/0.9/1.0/1.1/1.2 /1.5/1.8MM	100X40TH T= 0.8/0.9/1.0/1.1/1.2/1.5 1.8/2.0MM
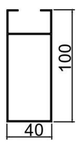			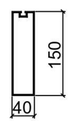
GN 1485 T=1.0/1.2 MM	120X40TH T=0.8/0.9/1.0/1.1/1.2/1.5/ 1.8/2.0 MM	GN 2011 T= 1.1 MM	150X40TH T=0.9/1.1/1.2/1.5/1.8/2.0 MM
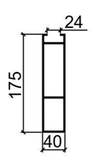			45 系列 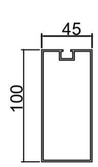
GN 1991 T=2.0 MM	200X40TH T= 1.5/1.8/2.0/2.5 MM	200X40TH T= 1.5 MM	GN 100X45TH T= 1.4 MM
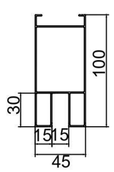	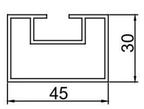	50 系列 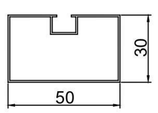	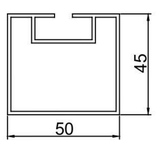
GN2277 T=1.1 MM	30X45TH T= 1.5 MM	GN-30X50 T= 0.8/1.0/1.2/1.4 MM	45X50TH T= 1.5 MM

图中所示为标准厚度和理论重量，实际重量以过磅时重量为准。

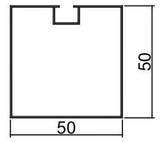	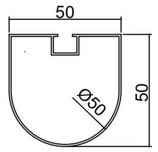	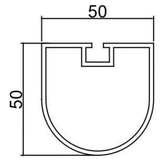	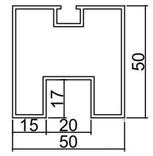
50X50TH T=0.6/0.7/0.8/0.9/1.0/1.1/1.2 1.5 /1.8/2.0/2.4/3.0MM	GN 2012 T= 0.9 MM	GN2558 T= 1.9 MM	GN2740 T= 1.4 MM
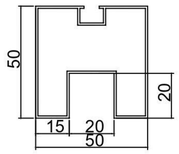	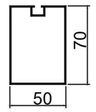	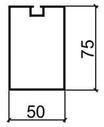	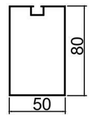
GN 2249 T= 1.0/2.5 MM	70X50TH T= 0.8/0.9/1.0/1.2/1.5/1.8 MM	75X50TH T= 1.0 MM	GN 80X50TH T= 0.7/0.8/1.0/1.2/1.5/1.8/2.0 MM
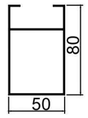	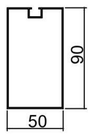	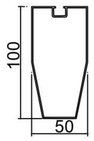	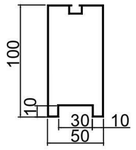
GN 1487 T= 1.0 MM	GN 90X50TH T= 0.8/0.9/1.0/1.1/1.2/1.5 1.8/2.0 MM	GN 2333 T= 1.2 MM	GN 2304 T= 0.9 MM
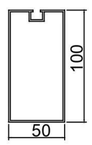	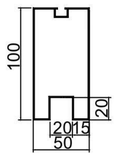	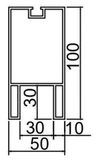	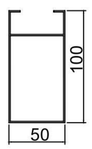
100X50TH T= 0.7/0.8/0.9/1.0/1.1/1.2 1.5/1.8/2.0MM	GN 2250 T= 1.0 MM	GN 0819 T= 1.9 MM	GN1486 T= 1.0/1.2/1.5 MM
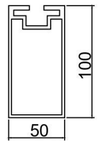	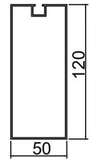	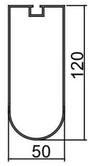	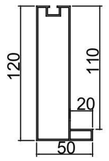
GN2750 T= 2.5 MM	GN 120X50TH T= 0.9/1.0/1.2/1.3/1.5/1.8 2.0/2.4 MM	GN2013 T= 1.2 MM	GN2223 T= 1.2 MM

图中所示为标准厚度和理论重量，实际重量以过磅时重量为准。

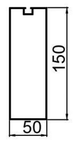	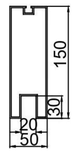	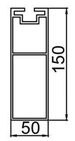	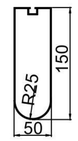
150X50TH T= 0.9/1.0/1.1/1.2/1.3/1.5 1.8/2.0/2.5 MM	GN 1588 T= 1.9 MM	GN 2749 T=2.5 MM	GN 2014 T= 1.3 MM
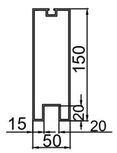	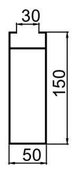		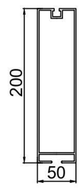
GN 0857 T= 2.0 MM	GN 1488 T= 1.2/1.5 MM	200X50TH T= 1.5/1.8/2.0/2.5 MM	GN 2282 T=2.2 MM
	60 系列 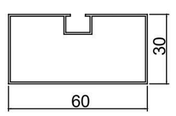	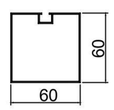	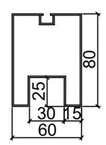
250X50TH T= 2.2/2.3/2.5 MM	GN 30X60 T= 0.8/1.0/1.2 MM	60X60TH T= 0.8/0.9/1.0/1.2/1.5/1.8 MM	GN 1684 T=1.2 MM
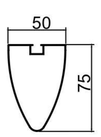	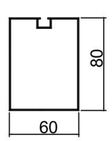	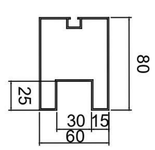	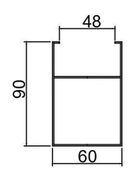
GN 1500 T= 0.8/0.9 MM	80X60TH T=1.0/1.2/1.3/1.4/1.8 MM	GN 1684 T= 1.2 MM	GN 1789 T= 1.2 MM
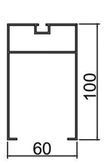	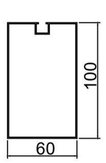	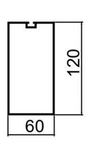	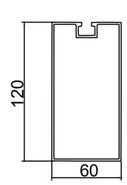
GN 0649 T= 1.2 MM	100X60TH T=1.0/1.1/1.4/1.8/2.0/2.4 MM	GN 120X60 T=1.1/1.2/1.5/1.8/2.0/2.4 MM	GN 2183 T= 1.8 MM

图中所示为标准厚度和理论重量，实际重量以过磅时重量为准。

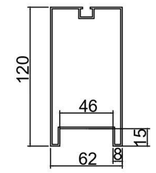	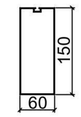	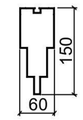	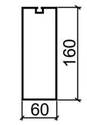
GN 2400 T= 1.4 MM	150X60TH T=1.2/1.5/1.6/1.8/2.0 MM	GN 1058 T= 1.5 MM	160X60TH T= 1.5/1.6/1.8/2.0 MM
	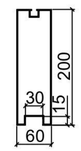	70-75 系列 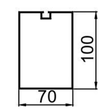	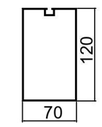
200X60TH T= 1.6/1.8/2.0 MM	GN 0997 T= 1.9 MM	GN 100X70TH T= 1.1 MM	GN 120X70TH T= 1.2 MM
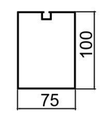	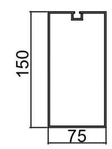	80 系列 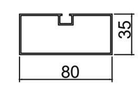	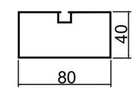
GN 100x75TH T=1.2 MM	GN 150x75TH T= 1.5/1.8 MM	GN 35X80TH T= 1.2 MM	GN 40X80TH T= 0.8/1.0/1.2 MM
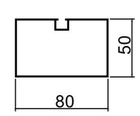	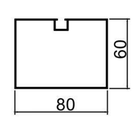	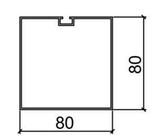	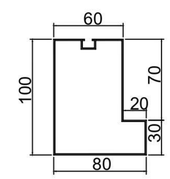
GN 50X80TH T= 0.8/1.0/1.2/1.5/2.0 MM	GN 60X80TH T= 0.9/1.0/1.2/1.5 MM	GN 80X80 T=0.9/1.0/1.2/1.3/1.8/2.0 MM	GN2760 T= 1.1 MM
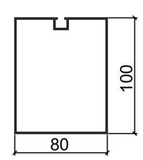	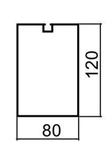	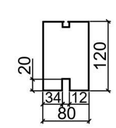	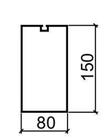
100X80TH T=1.0/1.1/1.5/1.8/2.0 MM	GN 120X80TH T=1.2/1.4/1.8/2.0MM	GN 1240 T=1.3 MM	GN 150X80TH T= 1.5/1.8/2.0/2.5 MM

图中所示为标准厚度和理论重量，实际重量以过磅时重量为准。

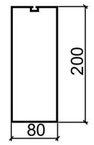	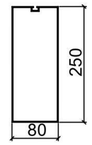	100 系列 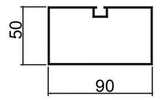	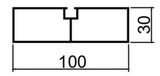
200X80TH T= 1.8/2.0 MM	250X80TH T= 2.5 MM	GN 50X90TH T= 1.0/1.2 MM	GN 30X100TH T=0.9/1.0/1.1 MM
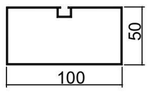	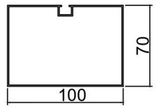	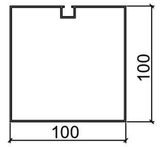	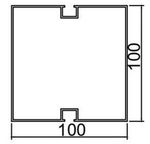
GN 50X100TH T=1.0/1.2/1.5/1.8 MM	GN 70X100TH T=1.1/1.2 MM	GN 100X100 TH T=1.2/1.5/1.8/2.0 MM	JJ-GN1328 T=1.5 MM
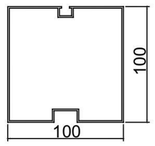	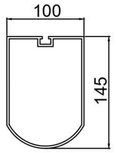	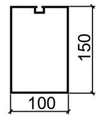	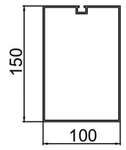
GN2292 T= 1.5/1.8 MM	GN 1472 T=3.0 MM	GN 0869 T=1.9 MM	150X100TH T=1.8/2.0/2.5 MM
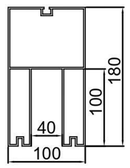	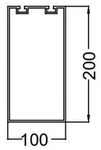	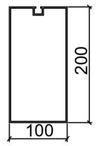	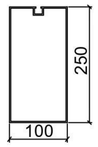
GN2775 T= 2.2 MM	GN2136 T= 3.0 MM	200X100TH T=1.5/1.8/2.0/2.2/2.5 MM	250X100TH T= 2.3 MM
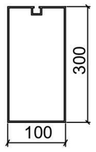	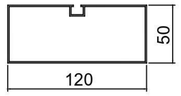	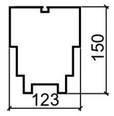	150 系列 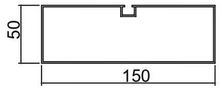
300X100TH T= 2.8 MM	GN 50X120TH T=1.2/1.5MM	GN 1059 T= 1.8 MM	GN 50X150TH T= 1.3/1.8 MM

图中所示为标准厚度和理论重量，实际重量以过磅时重量为准。

天花板系列 CEILING SERIES

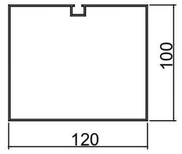	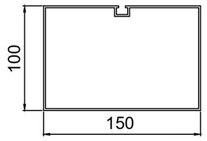	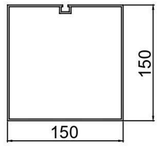	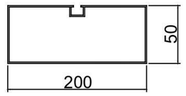
GN 100X120TH T= 1.6 MM	100X150TH T= 2.0/2.5 MM	GN150X150TH T=2.0/2.2 MM	GN 200X50TH T= 1.6 MM
200 系列 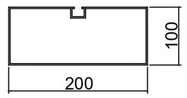	250 系列 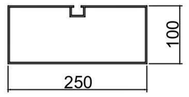	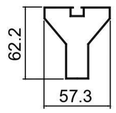	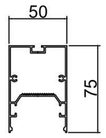
GN 100X200TH T= 2.0/2.2 MM	GN 100X250TH T= 2.5 MM	GN2497 T=0.9 MM	GN2138 T= 1.2 /1.8 MM
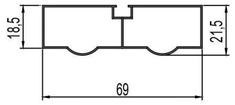	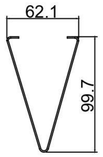		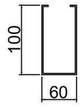
GN 0265 T= 0.6 MM	GN2552 T=1.5 MM	GN30X50UC T=0.6/0.7/0.9 MM	GN1661 T= 1.8 MM
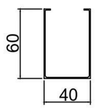	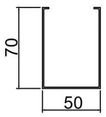	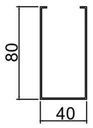	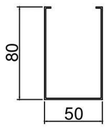
GN60X40UC T= 0.9 MM	GN70X50UC T= 2.0 MM	GN80X40UC T= 1.2/1.4/1.8 MM	GN80X50UC T= 1.2/1.4/1.8 MM
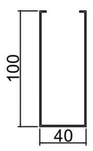	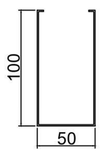	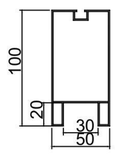	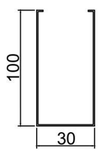
GN100X40UC T= 1.2/1.4/1.8 MM	100X50UC T=1.2/1.4/1.8 MM	GN2796 T=1.1 MM	100X30UC T= 1.2 /1.4/1.8 MM

图中所示为标准厚度和理论重量，实际重量以过磅时重量为准。

ROUND TUBE SERIES

圆管系列

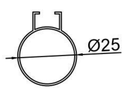		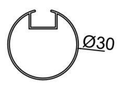	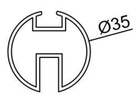
GN25TH T= 0.8 1.0 MM	GN30 T=0.7 0.8 0.9 1.0 MM	GN30X0.7ACTH T=0.7 MM	GN 1369 T= 1.5 MM
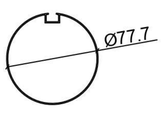		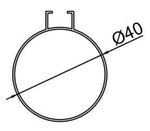	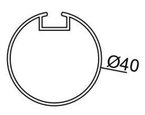
GN 1412 T= 1.0 MM	GN40X0.7ACTH T=0.7 MM	GN40X0.8TH T=0.7 0.8 0.9 1.0 1.1 1.2 1.4 MM	GN 1370 T= 1.2 MM

图中所示为标准厚度和理论重量，实际重量以过磅时重量为准。

圆管系列 ROUND TUBE SERIES

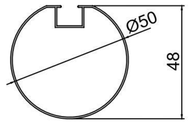	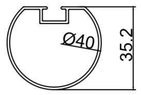	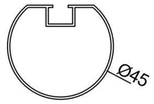	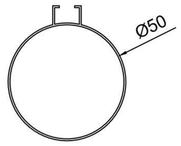
GN2161 T= 0.7 MM	GN1244 T=1.1 MM	GN45ACTH T=1.0 MM	GN50YGTH T=0.7/0.8/0.9/1.0/1.1/1.2/ 1.4/1.8 MM
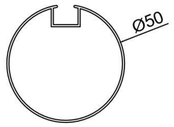	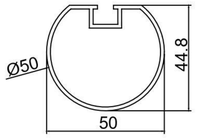	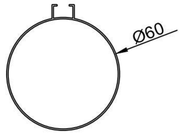	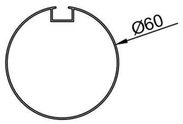
GN50ACTH T=0.7/0.8/0.9/1.0/1.1/ 1.2/1.4 MM	GN2766 T= 0.8/1.6 MM	GN60TH T=0.8/0.9/1.0/1.2/1.4 MM	GN60ACTH T=0.8/1.0/1.2 MM
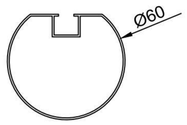	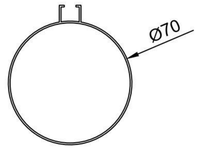	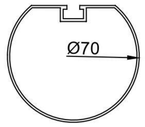	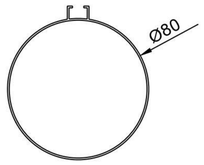
GN 60AC TH T= 0.8 MM	GN 70TH T= 1.0/1.2/1.4 MM	GN 70TH T= 1.2 MM	GN 80YGTH T= 0.9/1.2/1.4 MM
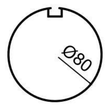	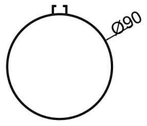	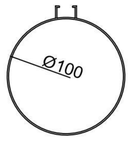	
GN80ACTH T=0.9/1.0/1.2/1.4 MM	GN 90TH T=1.0/1.2 MM	GN 0795 T=1.2/1.3/1.4/1.8 MM	GN 120TH T= 1.8 MM
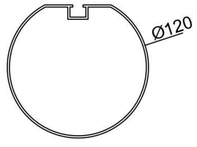	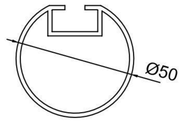	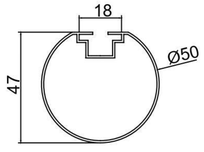	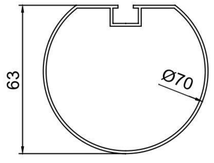
GN2472 T= 1.9 MM	GN2477 T= 1.8 MM	GN2661 T= 1.0 MM	GN2059 T= 1.2 MM

图中所示为标准厚度和理论重量，实际重量以过磅时重量为准。

圆管系列 ROUND TUBE SERIES

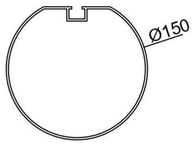	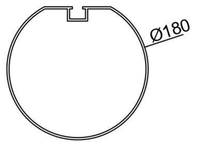	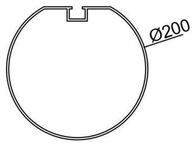	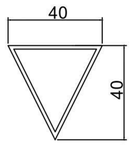
GN 150TH T= 2.2 MM	GN 180TH T= 2.3 MM	GN 200TH T= 2.5 MM	GN2271 T= 1.5 MM
六边框系列 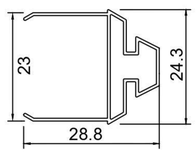	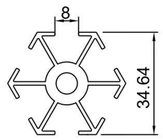	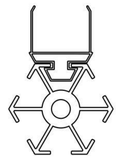	方管吊件 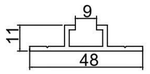
GN 1231 T=0.6 MM	GN 1232 T=1.2 MM		GN2772 T= 2.0 MM
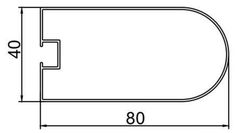	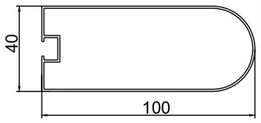	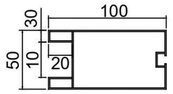	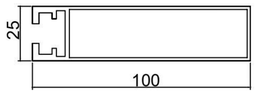
GN2873 T= 0.9 MM	GN2874 T=1.0 MM	GN2796 T= 1.1 MM	GN2820 T=3.0 MM
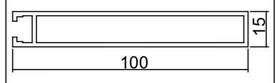	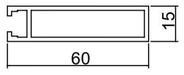	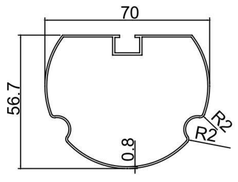	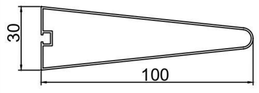
100X15TH T=1.8 MM	60X15TH T=1.8 MM	GN2855 T=0.8 MM	GN2862 T=1.8 MM
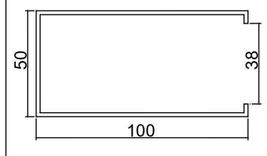	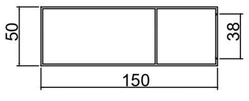	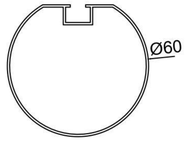	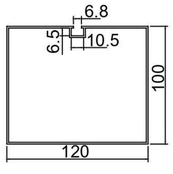
GN2867 T=1.85 MM	GN2884 T=1.5 MM	GN2885 T=1.0 MM	100X120TH T=1.6 MM

图中所示为标准厚度和理论重量，实际重量以过磅时重量为准。

BULLET SERIES
子弹头系列

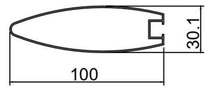	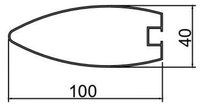	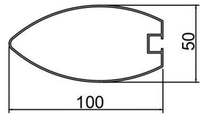
GN 1576ZDT T=0.9/1.1 MM	GN 100X40ZDT T= 0.9/1.1 MM	GN 100X50ZDT T= 1.0 MM
1:2 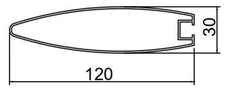	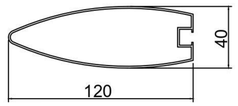	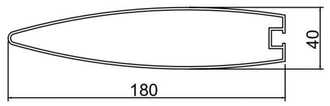
GN 120X30ZDT T= 1.2 MM	GN 2238ZDT T= 1.2 MM	GN 180X40ZDT T= 1.6 MM
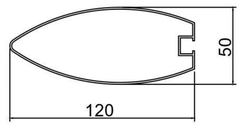	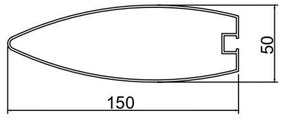	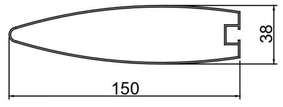
GN 120X50ZDT T= 1.2 MM	GN 150X50ZDT T= 1.5 MM	GN 0551 T=1.0 MM
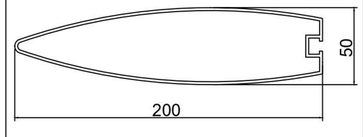	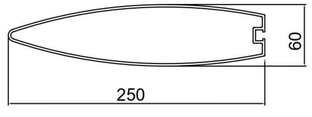	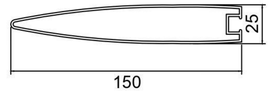
GN 200X50ZDT T= 2.0 MM	GN 250X60ZDT T= 2.5 MM	GN 150X25ZDT T= 1.5 MM

图中所示为标准厚度和理论重量，实际重量以过磅时重量为准。

子弹头系列 BULLET SERIES

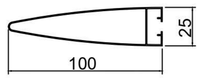

GN100X25X0.7TH
T= 0.7 MM

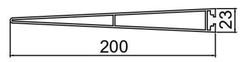

GN2166
T= 2.0 MM

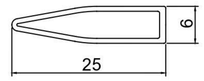

GN 0385
T=0.8 MM

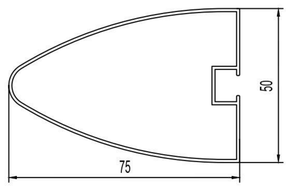

GN 1500
T= 0.8 0.9 1.0 MM

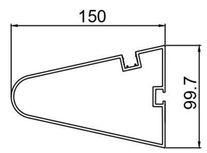

GN2113
T= 2.5 MM

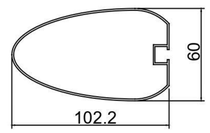

GN 1270
T= 1.2 MM

2:1

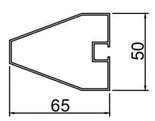

GN 0770
T= 1.1 MM

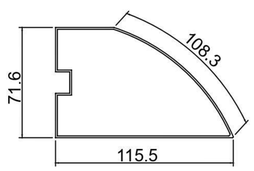

GN 1571
T= 1.2 MM

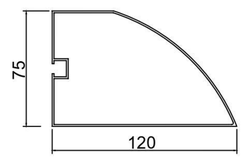

GN 1549
T= 1.2 MM

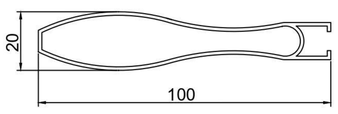

GN 1026
T= 1.2 MM

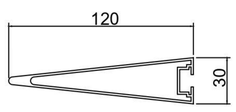

GNDG004
T= 1.5 MM

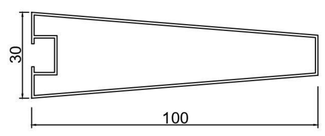

GN2953
T= 0.9 MM

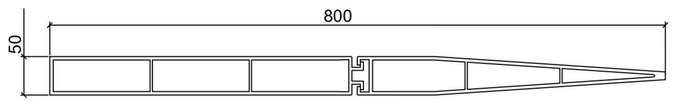

GN 0862
T=4.5 MM

GN 0863
T=4.5 MM

图中所示为标准厚度和理论重量，实际重量以过磅时重量为准。

滴水挂片系列 DRIP HANGING PIECE SERIES

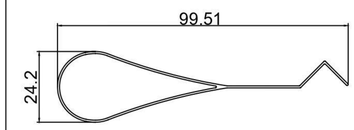

GN 0062
T=0.7/0.9/1.1 MM

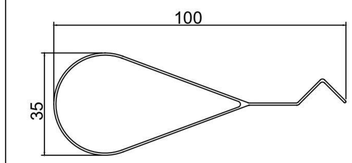

GN 1717
T= 0.8 MM

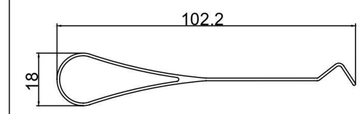

GN F01
T=0.9/1.0/1.1 /1.2MM

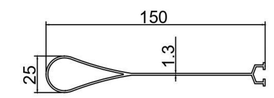

GN150X25DS
T= 1.3 MM

1:2

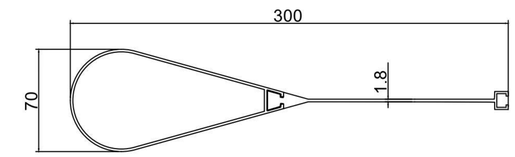

GN 0702 配 GN 0703
T= 1.8 MM

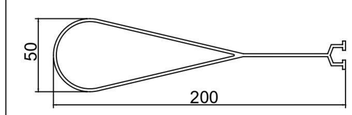

GN200X50DS
T= 2.0 MM

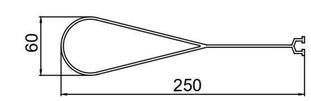

GN250X60DS
T= 2.5 MM

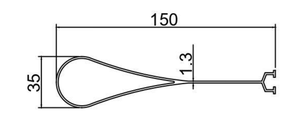

GN150X35DS
T= 1.4 MM

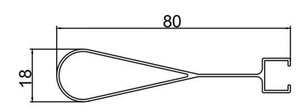

GN80X18X0.8TH
T= 0.8/0.9/1.1 MM

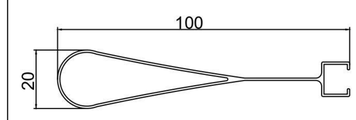

GN100X20X0.8TH
T= 0.8/0.9/1.1/1.2 MM

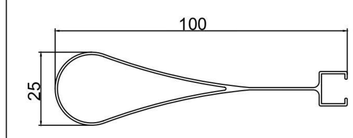

GN100X25X0.8TH
T= 0.8/0.9/1.1/1.2/1.4 MM

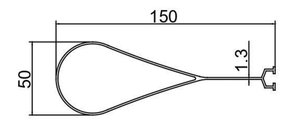

GN 150X50DS
T= 1.4 MM

图中所示为标准厚度和理论重量，实际重量以过磅时重量为准。

LOUVER SERIES

百叶系列

	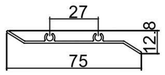	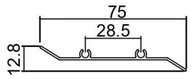	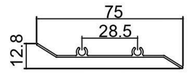
GN 0084 T=0.9 MM	GN 0092 T=1.2 MM	GN 0161 T=1.1 MM	GN 0162 T=0.9 MM
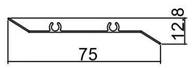	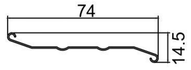	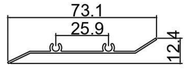	
GN 0209 T=0.7 MM	GN 0474 T=0.7 MM	GN 0983 T=0.9 MM	GN 0269 T=0.9 MM

图中所示为标准厚度和理论重量，实际重量以过磅时重量为准。

百叶系列 LOUVER SERIES

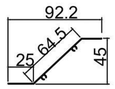	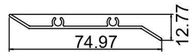	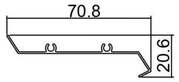	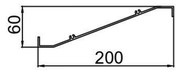
GN 1037 T= 0.8 MM	75x1.2 百叶片 T= 0.7/1.0/1.2 MM	GN 1170 T= 0.8 MM	GN1290 T= 2.2 MM
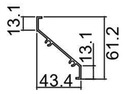	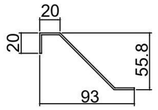	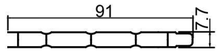	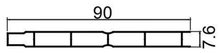
GN 1439 T=1.2 MM	GN 2049 T= 1.8 MM	GN 0420 T= 0.4 MM	GN 0498 T= 0.4 MM
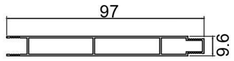	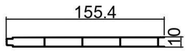	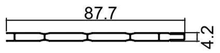	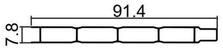
ZY-018 T=0.8 MM	GN 1132 T=0.9 MM	GN 1548 T=0.4 MM	GN 1441 T=0.4 MM
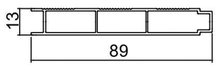	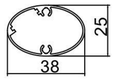	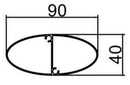	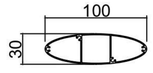
GN2878 T=1.2 MM	GN 0882 T= 0.9 MM	GN 1329 T=1.0 MM	GN 1464 T=1.0 MM
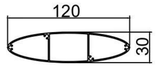	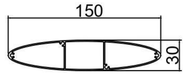	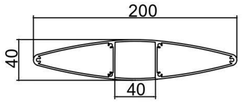	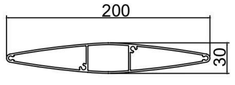
GN 1463 T=1.1 MM	GN 1462 T=1.2 MM	GN 1221 T= 1.7 MM	GN 6608 T= 1.7 MM

图中所示为标准厚度和理论重量，实际重量以过磅时重量为准。

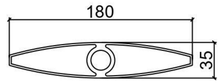

GN 1137
T=2.0 MM

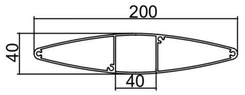

GN 6018
T= 1.7 MM

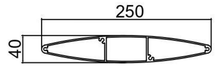

GN 6098
T= 2.0 MM

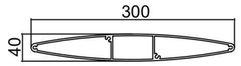

GN 6628
T= 2.5 MM

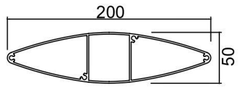

GN 6618
T= 1.7 MM

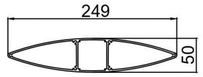

GN 1265
T= 2.2 MM

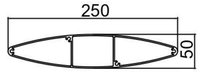

GN2701
T= 2.0 MM

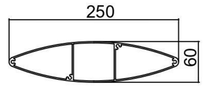

GN 6708
T=2.3 MM

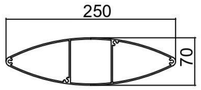

GN 6698
T=2.3 MM

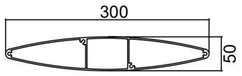

GN 6638
T= 2.5 MM

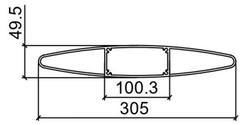

FC-BY086
T=3.0 MM

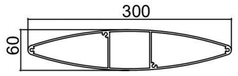

GN 6658
T=2.5 MM

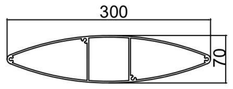

GN 6668
T= 2.5 MM

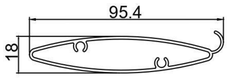

GN 0977
T= 1.4 MM

GN 0539
T= 2.0 MM

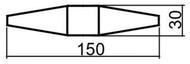

GN2173
T= 1.0 MM

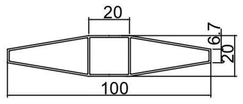

GN2296
T= 0.9 MM

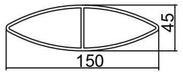

GN 0965
T= 2.8 MM

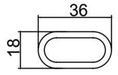

GN2596
T= 3.0 MM

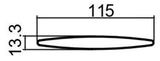

GN 0667
T= 1.1 MM

图中所示为标准厚度和理论重量，实际重量以过磅时重量为准。

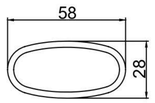

GN1138
T=3.0 MM

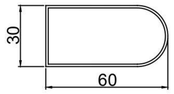

GN 1593
T=1.2 MM

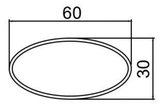

GN 1616
T=1.5 MM

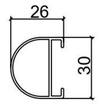

GN 1395
T=1.0 MM

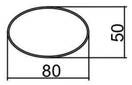

GN2794
T=1.4 MM

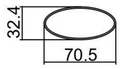

GN2688
T=1.4 MM

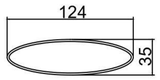

GN 0845
T=2.0 MM

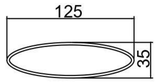

GN 0405
T=1.3 MM

GN 0406
T= 1.8 MM

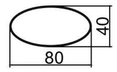

GN2585
T=1.2 MM

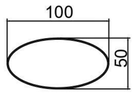

GN2586
T=1.2 MM

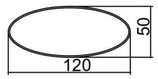

GN7008
T=1.4 MM

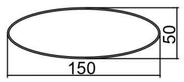

GN7009
T=1.4 MM

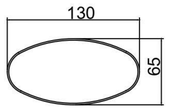

GN 1523
T=1.5 MM

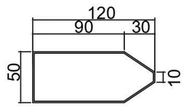

GN2662
T=1.4 MM

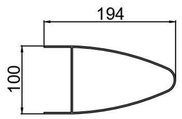

GN 1264
T= 2.0 MM

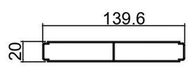

GN2641
T=1.2 MM

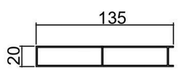

GN2642
T= 1.2 MM

图中所示为标准厚度和理论重量，实际重量以过磅时重量为准。

ALUMINUM ART SERIES

铝艺系列

图中所示为标准厚度和理论重量，实际重量以过磅时重量为准。

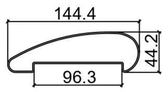	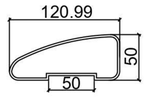	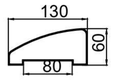	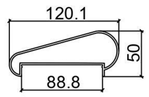
GN 0932 T= 1.4 MM	GN 1440 T= 2.5 MM	GN 1038 T= 1.8 MM	GN 1171 T= 2.0 MM
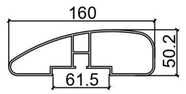	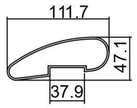	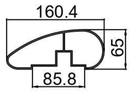	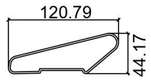
GN 1267 T= 2.0 MM	GN 1143 T= 2.0 MM	GN 0968 T= 2.0 MM	GN 0933 T= 2.0 MM
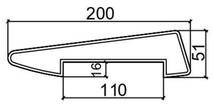	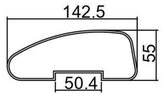	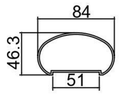	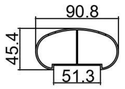
GN 1397 T=3.0 MM	JJ-GN1743 T= 2.0 MM	GN 0966 T= 1.9 MM	GN 1152 T= 1.6 MM
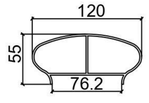	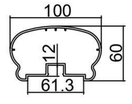	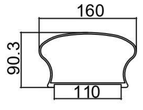	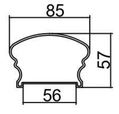
GN 1191 T= 2.0 MM	GN 1140 T= 2.0 MM	GN0793 T= 2.5 MM	GN 0889 T= 1.4/1.6/2.0 MM
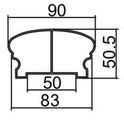	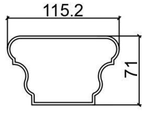	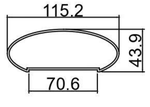	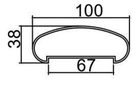
GN 2044 T= 1.4 MM	GN 1352 T= 2.5 MM	GN 1972 T= 2.0 MM	GN 0962 T= 1.8 MM

图中所示为标准厚度和理论重量，实际重量以过磅时重量为准。

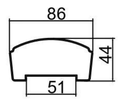	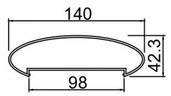	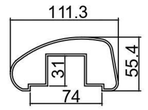	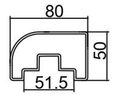
GN 0725 T=1.2 MM	GN 0774 T= 2.0 MM	GN 0805 T= 2.0 MM	GN 0809 T= 2.1 MM
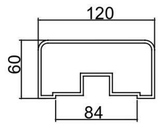	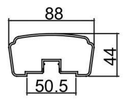	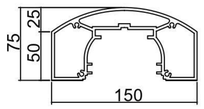	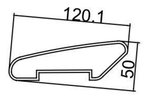
GN 1581 T= 3.0 MM	GN 1733 T= 1.8 MM	GN2205 T= 3.5 MM	JJ-GN1513 T= 2.5 MM
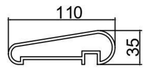	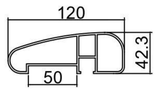	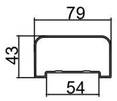	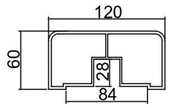
GN2201 T= 2.9 MM	GN2187 T= 2.0 MM	GN 1091 T= 1.4 MM	GN 1739 T= 2.0 2.9 MM
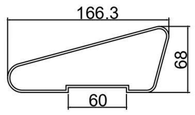	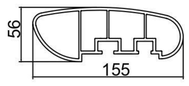	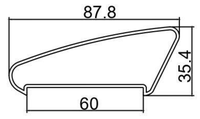	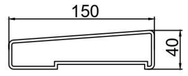
GN2730 T=2.3 MM	GN2220 T= 3.0 MM	GN2506 T=1.5 MM	MH-GN0783 T= 3.0 MM
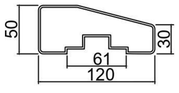	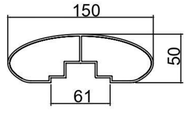	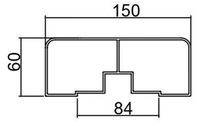	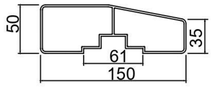
GN7002 T= 2.0 MM	GN7003 T= 2.0 MM	GN7004 T= 2.0 MM	GN7005 T= 2.0 MM

图中所示为标准厚度和理论重量，实际重量以过磅时重量为准。

铝艺系列 ALUMINUM ART SERIES

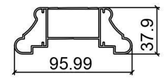	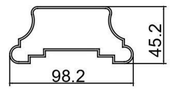	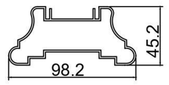	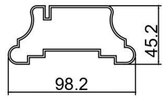
JJ-GN1086 T= 1.3 MM	JJ-GN1064 T= 1.5 MM	JJ-GN1065 T= 1.5 MM	JJ-GN1069 T= 1.5 MM
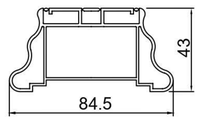	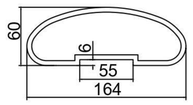	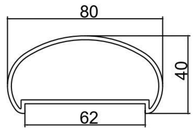	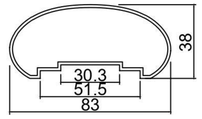
GN2711 T=1.5 MM	GN2337 T= 5.0 MM	GN2331 T= 2.0 MM	GN2720 T=1.5 MM
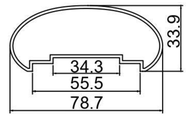	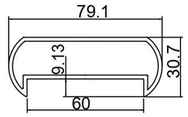	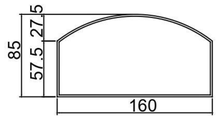	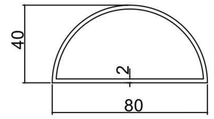
GN2721 T=1.5 MM	GN 2047 T= 2.0 MM	GN2204 T= 3.5 MM	GN2600 T=2.0 MM
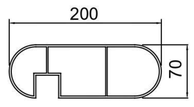	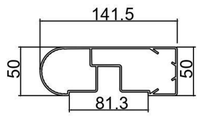	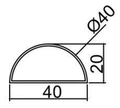	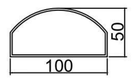
GN2308 T= 2.7 MM	GN 1494 T= 1.7 MM	GN2651 T= 1.0 MM	GN2718 T= 2.0 MM
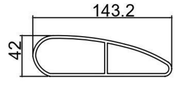	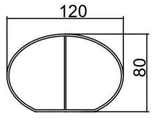	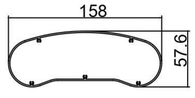	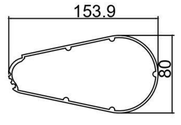
GN2709 T= 2.9 MM	GN 0773 T= 1.5 MM	GN 1003 T= 1.5 MM	GN 1892 T= 2.3 MM

图中所示为标准厚度和理论重量，实际重量以过磅时重量为准。

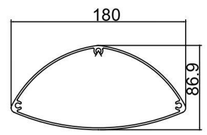	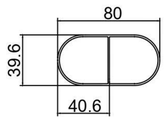	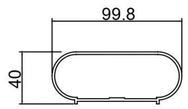	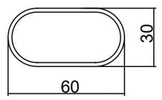
GN 0806 T=2.0MM	GN2573 T=1.4 MM	GN2574 T=2.0 MM	GN2659 T=2.0 MM
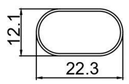	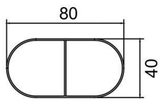	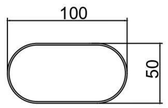	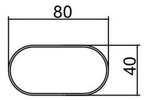
GN2735 T= 0.6 MM	GN2754 T= 1.0 MM	GN 1941 T= 1.4 MM	GN 1032 T= 1.5/1.8/2.0 MM
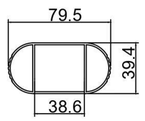	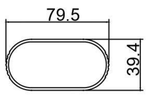	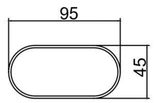	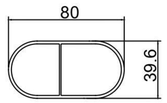
GN 1082 T=1.5 MM	GN 1083 T=2.0 MM	GN 1659 T= 2.0 MM	GN 2572 T=2.0 MM
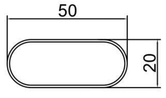	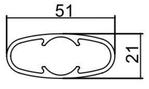	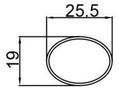	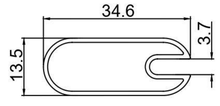
GN 1159 T= 1.0 MM	GN 1139 T= 1.9 MM	GN2569 T= 0.9 MM	GN 0764 T= 1.0 MM
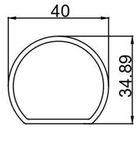	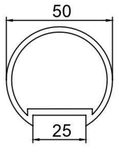	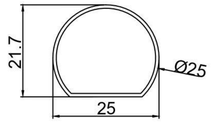	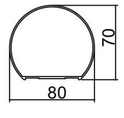
GN 2644 T= 1.8 MM	GN 1611 T= 2.5 MM	GN 1237 T= 0.8 MM	GN 1794 T= 1.4 MM

图中所示为标准厚度和理论重量，实际重量以过磅时重量为准。

铝艺系列 ALUMINUM ART SERIES

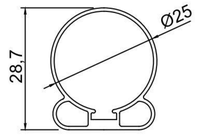	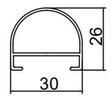	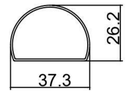	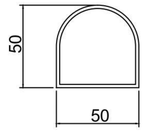
GN 1868 T=0.8 MM	GN 1395 T= 1.2 MM	XQ-ZH04-GN1245 T= 0.9 MM	GN 2717 T= 2.0 MM
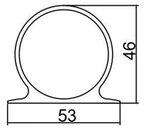	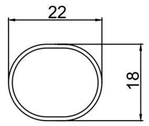	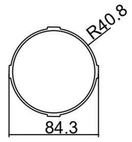	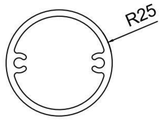
GN 0873 T= 2.0 MM	GN 0726 T= 0.9 MM	GN0761 T= 2.0 MM	GN 0835 T= 2.5 MM
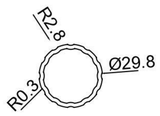	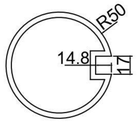	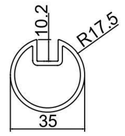	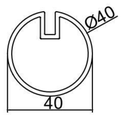
GN1079 T=1.9 MM	GN 1213 T=5.0 MM	GN 0765 T=2.0 MM	GN 0766 T=2.0 MM
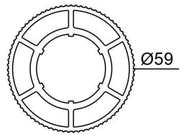		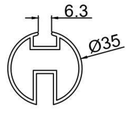	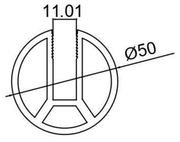
GN 1380 T= MM	GN 1512 T= 0.7 MM	GN 1369 T= 1.5 MM	GN 1965 T= 3.0 MM
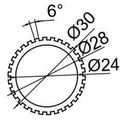	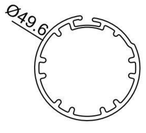	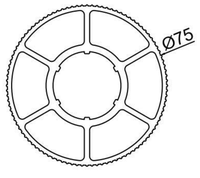	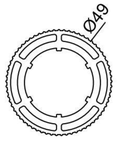
GN 1623 T= MM	GN-Y036 T= 1.0 MM	GN 1381 T= MM	GN 1379 T= MM

图中所示为标准厚度和理论重量，实际重量以过磅时重量为准。

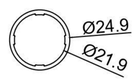

GN 1076
T=1.5 MM



GN2253
T=2.1 MM

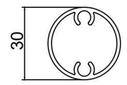

GN2274
T=1.5 MM

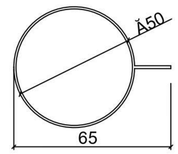

GN 1937
T=0.9 MM

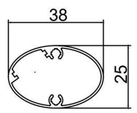

GN 0882
T=0.9 MM

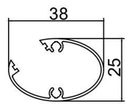

GN 0883
T=1.0 MM

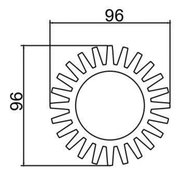

GN 1116
T= MM

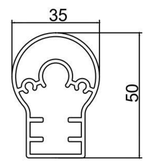

GN 1318
T=1.5 MM

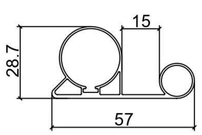

GN 1971
T=0.8 MM

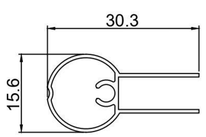

GN 1490
T=0.7 MM

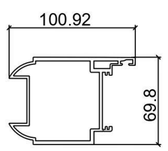

GN 1407
T=2.0 MM

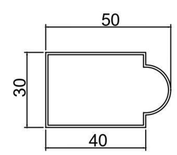

GN 1718
T=0.9 MM

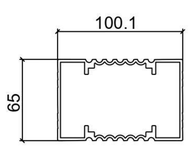

GN 1085
T=2.3 MM

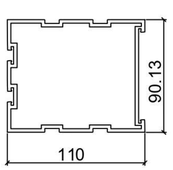

A-11090
T=2.8 MM

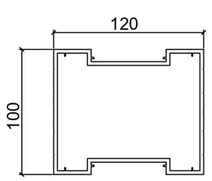

GN-Hi016
T=3.0 MM

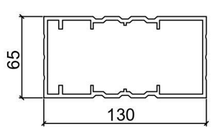

GN 1072
T=3.0 MM

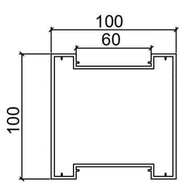

GN-Hi015
T= 2.1 MM

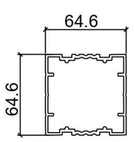

GN 1277
T=1.5/2.0 MM

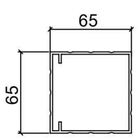

GN 1066
T=2.0 MM

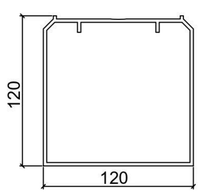

GN 1061
T=2.7 MM

图中所示为标准厚度和理论重量，实际重量以过磅时重量为准。

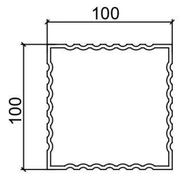

GN-Hi010
T=2.8 MM

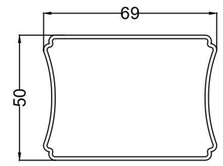

GN 1428
T=1.4 MM

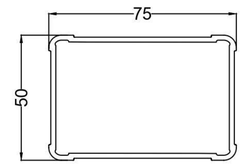

GN 1192
T=2.0 MM

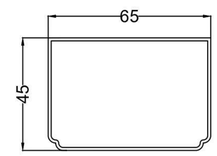

GN 1009
T=1.2 MM

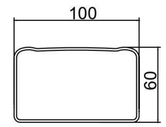

GN 0727
T= 2.0 MM

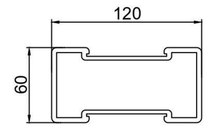

GN 1364
T= 4.0 MM

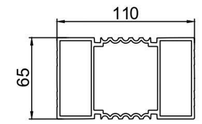

GN 1124
T= 2.4 MM

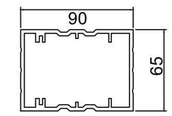

JJ-GN1071
T= 3.0 MM

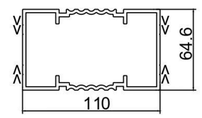

JJ-GN1275
T= 2.7 MM

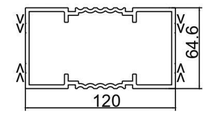

JJ-GN1276
T= 3.0 MM

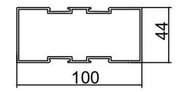

GN 1135
T= 1.5 MM

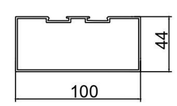

GN 1136
T= 1.5 MM

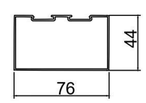

GN2354
T= 1.2 MM

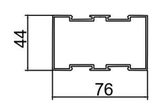

GN2355
T= 1.2 MM

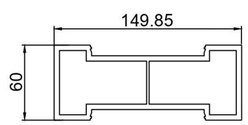

GN 1363
T= 4.3 MM

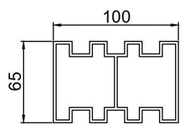

GN 1354
T= 2.2 MM

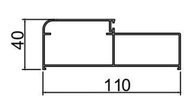

GN 1185
T= 1.1 MM

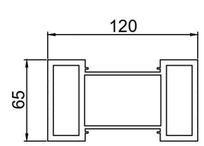

GN-Hi001
T= 2.4 MM

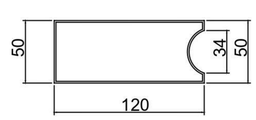

GN2079
T= 1.4 MM

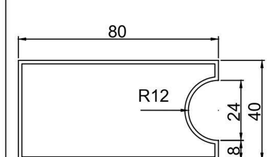

GN 2068
T= 1.4 MM

图中所示为标准厚度和理论重量，实际重量以过磅时重量为准。

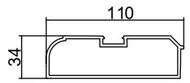	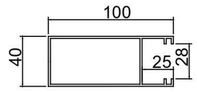	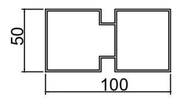	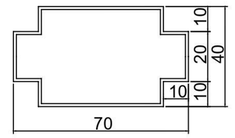
GN 1062 T=2.4 MM	GN 1854 T= 1.7 MM	GN 1148 T=1.4 MM	GN 1997 T=1.2 MM
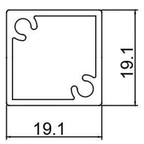	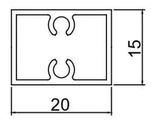	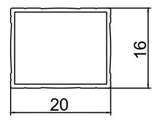	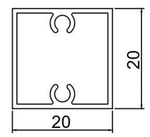
GN2121 T= 1.2 MM	GN2053 T= 1.0 MM	GN 1014 T=0.8 MM	GN 20B T= 0.9 MM
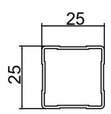	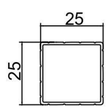	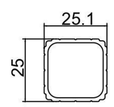	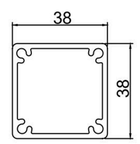
GN 1149 T=1.0 MM	GN 1077 T=1.0 MM	GN 1078 T=1.5 MM	GN2300 T=2.0 MM
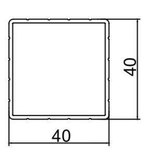	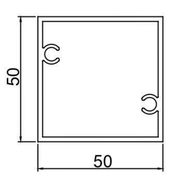	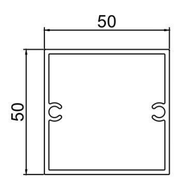	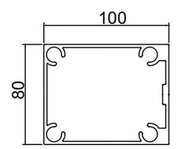
GN 1080 T= 1.5 MM	GN2334 T= 1.9 MM	GN2540 T= 1.8 MM	GN2372 T= 2.5 MM
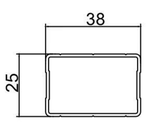	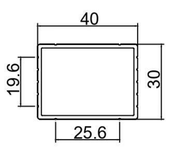	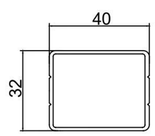	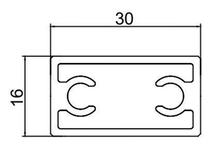
GN 1151 T= 1.2 MM	GN 1081 T= 1.5 MM	GN 1411 T= 1.3 MM	GN 1564 T= 1.5 MM

图中所示为标准厚度和理论重量，实际重量以过磅时重量为准。

铝艺系列 ALUMINUM ART SERIES

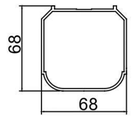	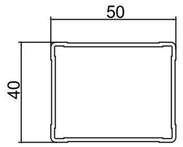	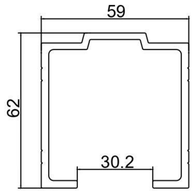	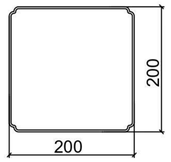
GN 1073 T=2.0 MM	GN 1150 T= 1.5 MM	GN 1278 T= 3.0 MM	GN 1010 T= 3.0 MM
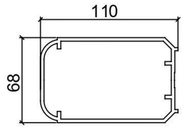	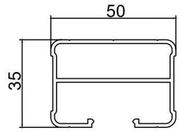	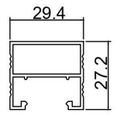	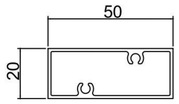
GN 1068 T= 2.9 MM	GN 1193 T= 1.5 MM	GN 0713 T= 1.2 MM	GN 1331 T= 1.2 MM
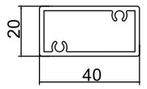	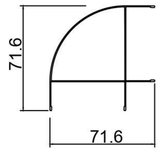	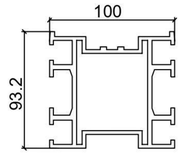	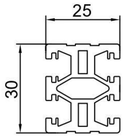
GN 1820 T=1.8 MM	GN 1174 T=0.7 MM	GN 1304 T= MM	GN 1303 T= MM
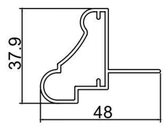	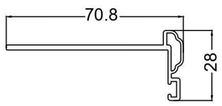	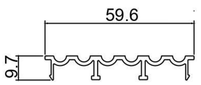	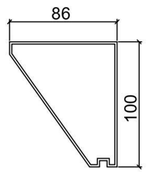
GN 1084 T= 1.3 MM	GN 1279 T= 2.0 MM	GN Hi005 T= 1.5 MM	GN 1324 T= 1.8 MM
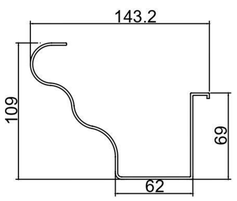	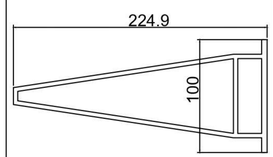	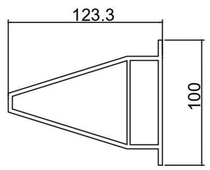	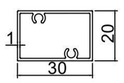
GN 1060 T= 2.0 MM	GN 0864 T= 3.9 MM	GN 0859 T= 3.3 MM	GN 3059 T= 1.0 MM

图中所示为标准厚度和理论重量，实际重量以过磅时重量为准。

GN2439 配 GN2440 盖

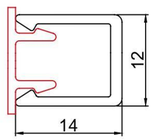

GN 2439	GN 2440
T= 1.2 MM	T= 1.0 MM

GN2085 配 GN2086 盖

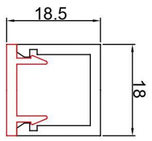

GN 2085	GN 2086
T= 2.0 MM	T= 2.0 MM

GN1454 配 GN1453 盖

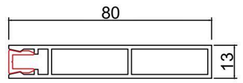

GN 1454	GN 1453
T= 1.5 MM	T= 1.5 MM

GN1195 配 GN1196 盖

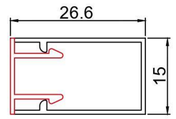

GN 1195	GN 1196
T= 0.8 MM	T= 0.8 MM

GN2597 配 GN2598 盖

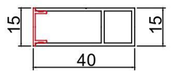

GN 2597	GN 2598
T= 1.2 MM	T= 0.8 MM

GN1301 配 GN1302 盖

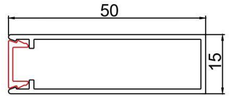

GN 1301	GN 1302
T= 1.2 MM	T= 1.2 MM

GN0832 配 GN0833 盖

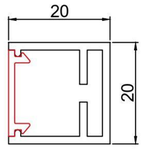

GN 0832	GN 0833
T= 1.5 MM	T= 1.2 MM

GN1629 配 GN1373 盖

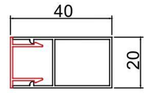

GN 1629	GN 1373
T= 0.9 MM	T= 0.9 MM

GN1372 配 GN1373 盖

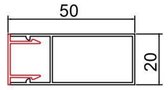

GN 1372	GN 1373
T= 0.9 MM	T= 0.9 MM

GN2562 配 GN2563 盖

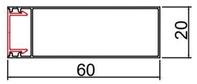

GN 2562	GN 2563
T= 0.6 MM	T= 0.8 MM

GN1401 配 GN1402 盖

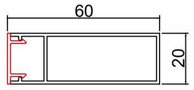

GN 1401	GN 1402
T= 1.2 MM	T= 1.2 MM

GN1403 配 GN1402 盖

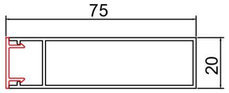

GN 1403	GN 1402
T= 1.2 MM	T= 1.2 MM

GN9801 配 9802 盖

GN 9801	GN 9802
T= 1.0 MM	T= 0.9 MM

GN1631 配 GN1373 盖

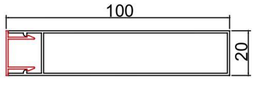

GN 1631	GN 1373
T= 1.0 MM	T= 0.9 MM

GN1046 配 GN1047 盖

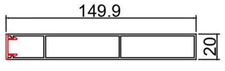

GN 1046	GN 1047
T= 1.5 MM	T= 1.5 MM

GN1676 配 GN1677 盖

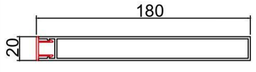

GN 1676	GN 1677
T= 1.8 MM	T= 1.8 MM

GN1664 配 GN1665 盖

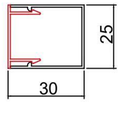

GN 1664	GN 1665
T= 0.9 MM	T= 0.9 MM

GN1780 配 GN1779 盖

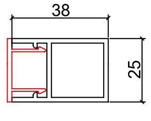

GN 1780	GN 1779
T= 1.8 MM	T= 1.8 MM

GN9809 配 GN1665 盖

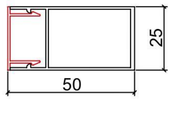

GN 9809	GN 1665
T= 1.0 MM	T= 0.9 MM

GN0948 配 GN0949 盖

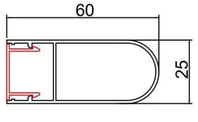

GN 0948	GN 0949
T= 1.2 MM	T= 1.0 MM

图中所示为标准厚度和理论重量，实际重量以过磅时重量为准。

GN9811 配 0949 盖

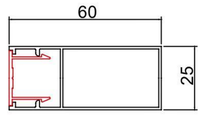

GN 9811	GN 0949
T= 1.0 MM	T= 1.0 MM

GN2406 配 2407 盖

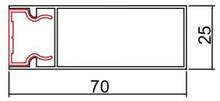

GN 2406	GN 2407
T= 1.0 1.5 MM	T= 1.6 MM

GN2722 配 0949 盖

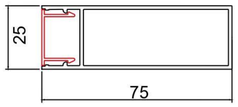

GN 2722	GN 0949
T= 1.4 MM	T= 1.0 MM

GN2608 配 2609 盖

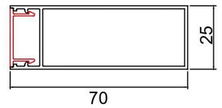

GN 2608	GN 2609
T= 1.2 MM	T= 1.2 MM

GN9813 配 0949 盖

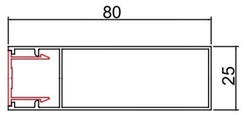

GN 9813	GN 0949
T= 1.0 MM	T= 1.0 MM

GN9814 配 0949 盖



GN 9814	GN 0949
T= 1.2 MM	T= 1.0 MM

GN9815 配 0949 盖

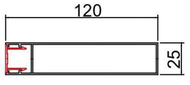

GN 9815	GN 0949
T= 1.2 MM	T= 1.0 MM

GN9817 配 GN0949 盖



GN 9817	GN 0949
T= 1.4 MM	T= 1.0 MM

GN2404 配 2403 盖

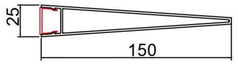

GN 2404	GN 2403
T= 1.7 MM	T= 1.7 MM

GN2576 配 0949 盖



GN 2576	GN 0949
T= 1.5 MM	T= 1.0 MM

GN9821 配 9810 盖

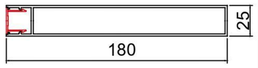

GN 9821	GN 9810
T= 1.8 MM	T= 1.6 MM

GN1286 配 1285 盖

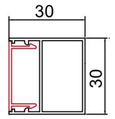

GN 1286	GN 1285
T= 1.0 MM	T= 1.0 MM

GN1284 配 GN1285 盖

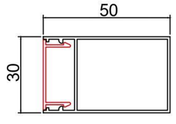

GN 1284	GN 1285
T= 1.0 MM	T= 1.0 MM

GN2686 配 GN2687 盖

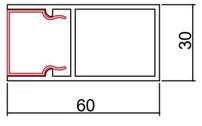

GN 2686	GN 2687
T= 1.8 MM	T= 0.8 MM

GN1404 配 GN1405 盖

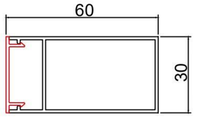

GN 1404	GN 1405
T= 1.2 MM	T= 1.2 MM

GN1296 配 GN1295 盖

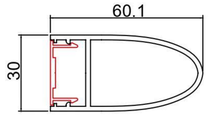

GN 1296	GN 1295
T= 1.9 MM	T= 1.0 MM

GN9827 配 9811 盖

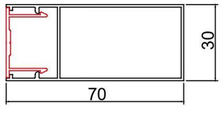

GN 9827	GN 9811
T= 1.0 MM	T= 1.7 MM

GN1636 配 GN1405 盖

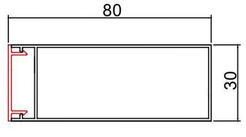

GN 1636	GN 1405
T= 1.0 MM	T= 1.2 MM

GN1594 配 GN1405 盖

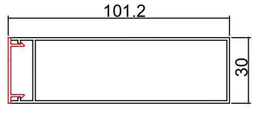

GN 1594	GN 1405
T= 1.2 MM	T= 1.2 MM

GN1294 配 GN1295 盖

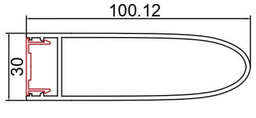

GN 1294	GN 1295
T= 1.9 MM	T= 1.0 MM

图中所示为标准厚度和理论重量，实际重量以过磅时重量为准。

GN9833 配 9836A 盖

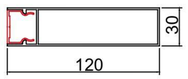

GN 9833	GN 9836A
T= 1.2 MM	T= 1.4 MM

GN9835 配 9836A 盖



GN 9835	GN 9836A
T= 1.4 MM	T= 1.4 MM

GN9837 配 9836A 盖



GN 9837	GN 9836A
T= 1.4 MM	T= 1.4 MM

GN9839 配 9836A 盖



GN 9839	GN 9836A
T= 1.8 MM	T= 1.4 MM

GN9841 配 9836A 盖

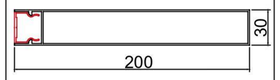

GN 9841	GN 9836A
T= 1.8 MM	T= 1.4 MM

GN1469 配 GN1470 盖

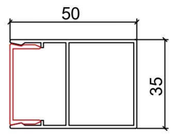

GN 1469	GN 1470
T= 1.2 MM	T= 1.2 MM

GN2582 配 GN2581 盖

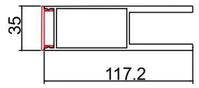

GN 2582	GN 2581
T= 2.0 MM	T= 2.0 MM

GN1209 配 GN1210 盖

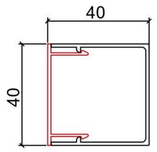

GN 1209	GN 1210
T= 1.3 MM	T= 1.3 MM

GN0942 配 GN1210 盖

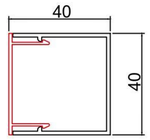

GN 0942	GN 1210
T= 1.5 MM	T= 1.3 MM

GN1843 配 GN1844 盖

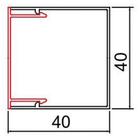

GN 1843	GN 1844
T= 0.8 MM	T= 0.9 MM

GN2091 配 GN2092 盖

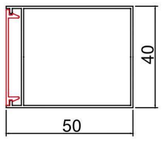

GN 2091	GN 2092
T= 0.9 MM	T= 0.9 MM

GN2606 配 GN2607 盖

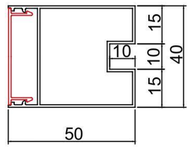

GN2606	GN 2607
T= 1.0 MM	T= 1.0 MM

GN9845 配 1968 盖

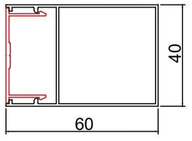

GN 9845	GN 1968
T= 1.0 MM	T= 1.2 MM

GN9846 配 1968 盖

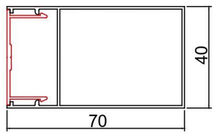

GN 9846	GN 1968
T= 1.0 MM	T= 1.2 MM

GN0924 配 GN0925 盖

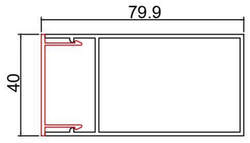

GN 0924	GN 0925
T= 1.5 MM	T= 1.5 MM

GN1358 配 GN1359 盖

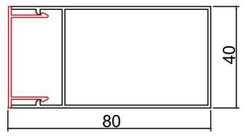

GN 1358	GN 1359
T=1.1 MM	T= 1.3 MM

GN1638 配 GN1210 盖



GN 1638	GN 1210
T=1.0 MM	T=1.1 MM

GN1967 配 GN1968 盖

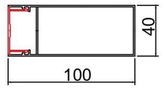

GN 1967	GN 1968
T= 1.2 MM	T= 1.2 MM

GN1639 配 GN1210 盖

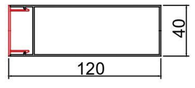

GN 1639	GN 1210
T= 1.2 MM	T= 1.3 MM

GN1210 配 GN1161 盖



GN 1210	GN 1161
T= 1.3 MM	T= 1.2 MM

图中所示为标准厚度和理论重量，实际重量以过磅时重量为准。

GN9855 配 GN9856 盖



GN 9855	GN 9856
T= 1.8 MM	T= 1.4 MM

GN9857 配 GN9856 盖

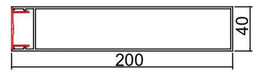

GN 9857	GN 9856
T= 1.8 MM	T= 1.4 MM

GN1757 配 GN1759 盖

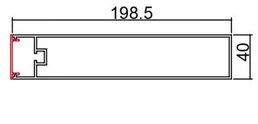

GN 1757	GN 1759
T= 2.0 MM	T= 1.5 MM

GN1299 配 GN1300 盖

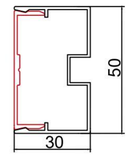

GN 1299	GN 1300
T= 1.2 MM	T= 1.2 MM

GN2410 配 GN2411 盖

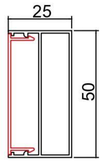

GN2410	GN2411
T= 1.0 MM	T= 1.0 MM

GN0722 配 GN0723 盖

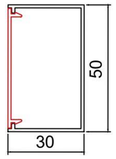

GN 0722	GN 0723
T= 1.2 MM	T= 1.2 MM

GN1036 配 GN1035 盖

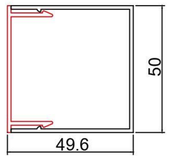

GN 1036	GN 1035
T= 1.4 MM	T= 1.4 MM

GN0718 配 GN0719 盖

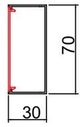

GN 0718	GN 0719
T= 1.2 MM	T= 1.2 MM

GN1259 配 GN1260 盖

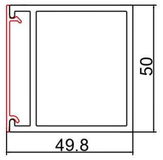

GN 1259	GN 1260
T=2.4 MM	T= 1.2 MM

GN1698 配 GN1669 盖

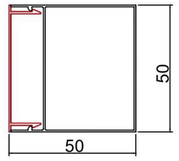

GN 1698	GN 1669
T= 1.0 MM	T= 1.0 MM

GN2210 配 GN1699 盖

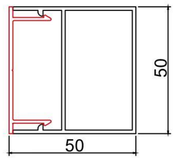

GN 2210	GN 1699
T= 1.4 MM	T= 1.5 MM

GN2097 配 2098 盖

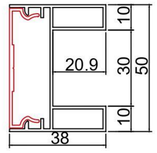

GN 2097	GN 2098
T= 1.1 MM	T= 1.1 MM

GN1172 配 GN1173 盖

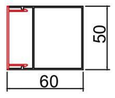

GN 1172	GN 1173
T= 1.0 MM	T= 1.2 MM

GN1668 配 GN1669 盖

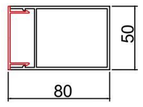

GN 1668	GN 1669
T= 2.0 MM	T= 1.5 MM

GN2037 配 GN2038 盖

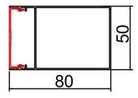

GN2037	GN2038
T= 1.0 MM	T= 1.0 MM

GN2553 配 GN1669 盖

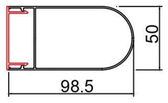

GN2553	GN 1669
T=1.2 MM	T= 1.5 MM

GN2568 配 GN2566 盖

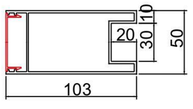

GN2568	GN2566
T=1.9 MM	T=1.2 MM

GN1238 配 GN1173 盖

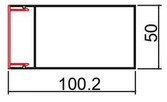

GN1238	GN 1173
T=1.0/1.2 MM	T= 1.2 MM

GN2110 配 GN2111 盖

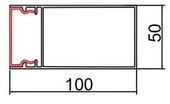

GN2110	GN2111
T= 1.5/2.0 MM	T= 1.3 MM

GN1640 配 GN1173 盖

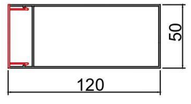

GN 1640	GN 1173
T= 1.2 MM	T= 1.2 MM

图中所示为标准厚度和理论重量，实际重量以过磅时重量为准。

GN2567 配 GN2566 盖

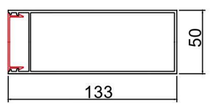

GN2567	GN2566
T=1.85 MM	T=1.2 MM

GN1241 配 GN1239 盖



GN 1241	GN 1239
T= 1.4 MM	T= 1.0 MM

GN2109 配 2111 盖

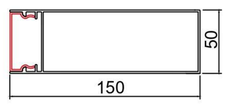

GN2109	GN2111
T= 1.5 MM	T= 1.3 MM

GN9871 配 9857 盖

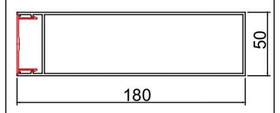

GN 9871	GN9857
T= 1.8 MM	T= 1.7 MM

GN1795 配 GN1669 盖



GN 1795	GN 1669
T= 1.8 MM	T= 1.5 MM

GN0720 配 GN0721 盖

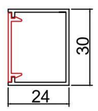

GN 0720	GN 0721
T= 1.2 MM	T= 1.2 MM

GN1249 配 GN1250 盖

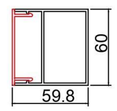

GN 1249	GN 1250
T= 1.8 MM	T= 1.8 MM

GN9877 配 9876 盖

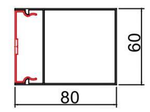

GN 9877	GN 9876
T= 1.0 MM	T= 1.0 MM

GN9879 配 9876 盖

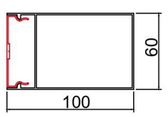

GN 9879	GN 9876
T= 1.2 MM	T= 1.0 MM

GN1416 配 GN1417 盖

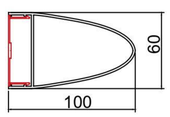

GN 1416	GN 1417
T= 1.9 MM	T= 1.3 MM

GN9881 配 GN1417 盖

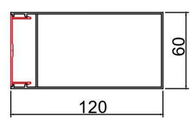

GN 9881	GN 1417
T= 1.2 MM	T= 1.3 MM

GN1762 配 GN1763 盖

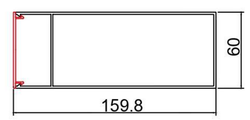

GN 1762	GN 1763
T= 1.8 MM	T= 1.8 MM

GN9883 配 9884 盖

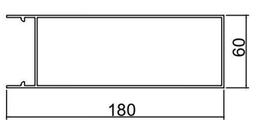

GN 9883	GN 9884
T= 1.8 MM	T= 1.8 MM

GN9885 配 9884 盖

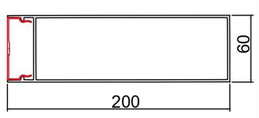

GN 9885	GN 9884
T= 2.0 MM	T= 1.8 MM

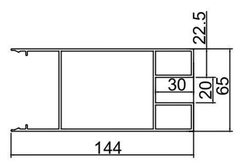

GN2234
T=1.8 MM

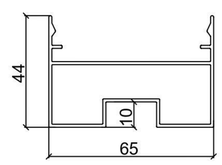

GN2233
T=1.5 MM

GN1782 配 GN1783 盖

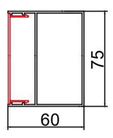

GN 1782	GN 1783
T= 1.5 MM	T= 1.5 MM

GN2653 配 GN2654 盖

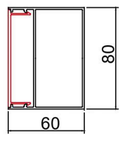

GN 2653	GN 2654
T= 1.5 MM	T= 2.0 MM

图中所示为标准厚度和理论重量，实际重量以过磅时重量为准。

组合管系列 COMBINED PIPE SERIES

GN0922 配 GN0923 盖

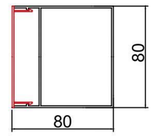

GN 0922	GN 0923
T= 1.5 MM	T= 1.5 MM

GN9987 配 GN9889 盖

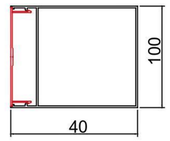

GN 9887	GN 9889
T= 1.4 MM	T= 1.4 MM

GN1153 配 GN1154 盖

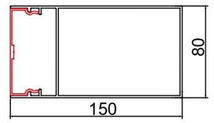

GN 1153	GN 1154
T= 1.9 MM	T= 1.4 MM

GN9905 配 GN2654 盖

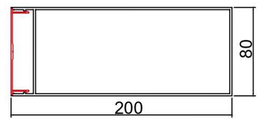

GN 9905	GN 2654
T= 2.0 MM	T= 1.4 MM

GN1520 配 GN1519 盖

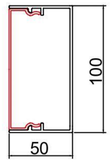

GN 1520	GN 1519
T= 2.0 MM	T= 1.4 MM

GN2804 配 GN2805 盖

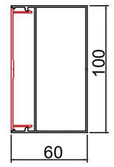

GN2804	GN2805
T= 1.2 MM	T=1.4 MM

GN1039 配 GN1040 盖

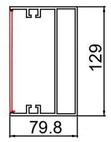

GN 1039	GN 1040
T= 2.5 MM	T= 2.5 MM

GN1545 配 GN1546 盖

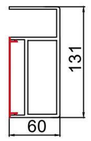

GN 1545	GN 1546
T= 2.9 MM	T= 1.2 MM

GN9887 配 GN9890 盖

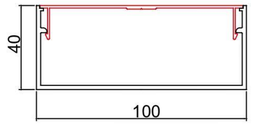

GN 9887	GN 9890
T=2.0 MM	T= 2.0 MM

GN9891 配 GN9890 盖

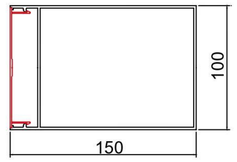

GN 9891	GN 9890
T= 2.0 MM	T= 2.0 MM

GN9893 配 GN9890 盖

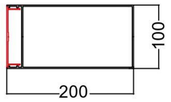

GN 9893	GN 9890
T= 2.0 MM	T= 2.0 MM

GN9897 配 GN9898 盖

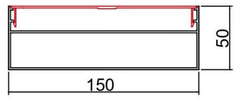

GN 9897	GN 9898
T= 1.5 MM	T= 2.0 MM

GN9895 配 GN9898 盖

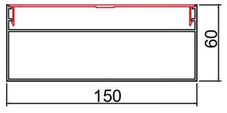

GN 9895	GN 9898
T= 1.5 MM	T= 2.0 MM

GN1752 配 GN1753 盖

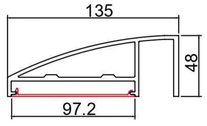

GN 1752	GN 1753
T= 3.0 MM	T= 1.5 MM

GN2126 配 GN2127 盖

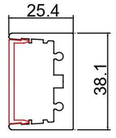

GN2126	GN2127
T= 3.0 MM	T= 2.0 MM

GN2051 配 GN2052 盖

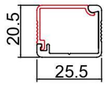

GN 2051	GN 2052
T=1.2 MM	T= 1.2 MM

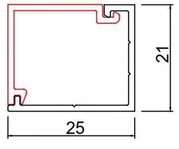

GN76A	GN76B
T=1.2 MM	T=1.2 MM

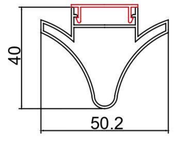

GN2169	GN2168
T= 1.0 MM	T= 1.0 MM

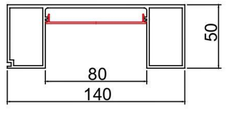

GN2225	GN2226
T=2.0 MM	T= 1.2 MM

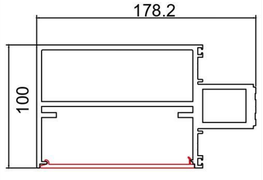

GN2692	GN2693
T= 5.0 MM	T= 2.0 MM

图中所示为标准厚度和理论重量，实际重量以过磅时重量为准。

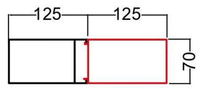

GN2664 T=1.3 MM | GN2665 T=1.3 MM

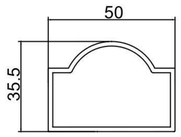

GN 1765 T=1.8 MM

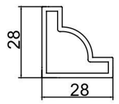

GN 1766 T= 1.8 MM

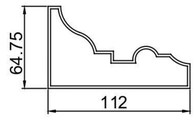

GN1871 T= 2.0 MM

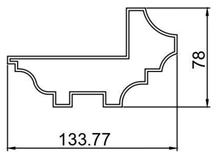

GN1872 T= 2.0 MM

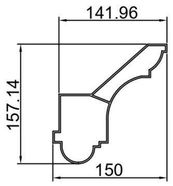

GN1870 T= 2.0 MM

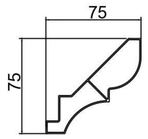

GN 1096 T= 1.0 MM

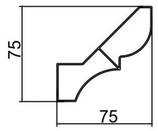

GN 1097 T= 1.0 MM

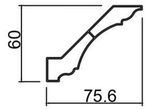

GN 1098 T= 1.0 MM

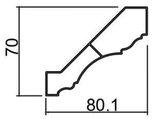

GN 1099 T= 1.0 MM

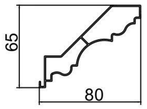

GN 1100 T=1.0 MM

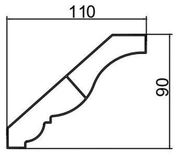

GN 1101 T= 1.0 MM

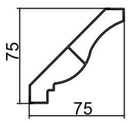

GN 1164 T= 1.0 MM

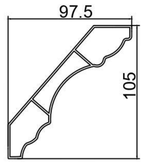

GN 1165 T= 1.5 MM

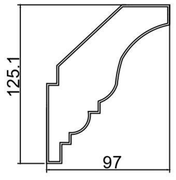

GN 1166 T=1.5 MM

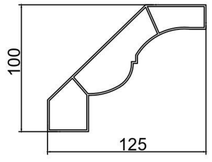

GN 1167 T=1.5 MM

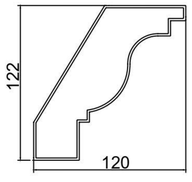

GN 1767 T= 1.8 MM

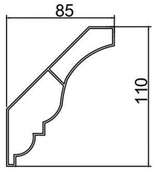

GN 1168 T= 1.5 MM

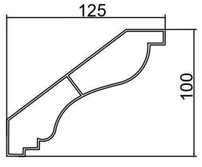

GN 1169 T=1.5 MM

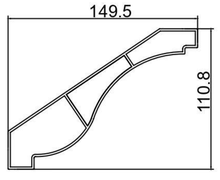

GN 1162 T= 1.8 MM

图中所示为标准厚度和理论重量，实际重量以过磅时重量为准。

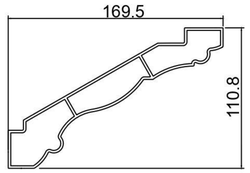

GN 1163 T=2.0 MM

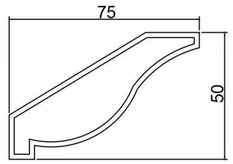

GN2362 T= 2.0 MM

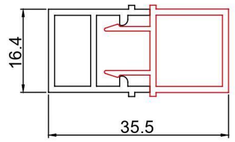

GN 2389 T= 1.2 MM | GN 2388 T= 1.2 MM

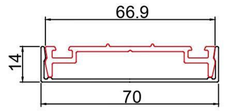

GN2345 T= 1.2 MM | GN2346 T= 2.0 MM

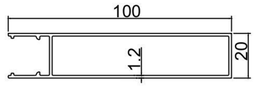

GN2814 T=1.2 MM

GN2815 T=1.0 MM

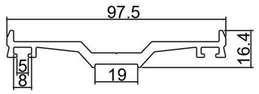

GN2818 T=* MM

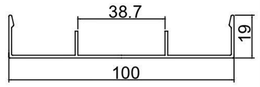

GN2819 T=1.2 MM

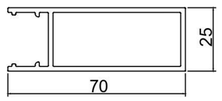

GN 2821 T= 1.9 MM

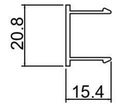

GN 2822 T= 1.4 MM

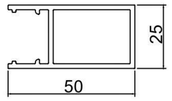

GN 2823 T=1.7 MM



GN 2836 T= 1.1 MM

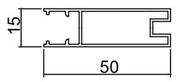

GN 2846 T= 1.0 MM

GN 2847 T= 1.0 MM



GN 2848 T=1.1 MM

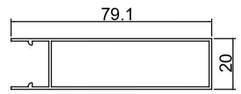

GN 2865 T=1.0 MM

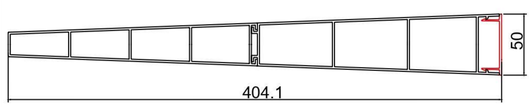

GN2870 T=1.7 MM | GN2871 T=1.7 MM | GN2872 盖 T=1.8 MM



GN 9821 T=1.8 MM | GN 9820 T=1.8 MM

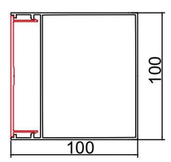

GN 9901 T= 2.0 MM | GN 9890 T= 2.0 MM

图中所示为标准厚度和理论重量，实际重量以过磅时重量为准。

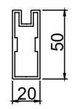	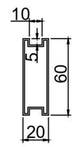	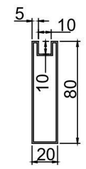	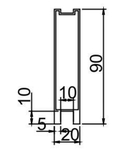
GN 1624 T= 1.7 MM	GN 2090 T= 1.2 MM	GN2321 T= 1.1 MM	GN 1020 T= 1.2 MM
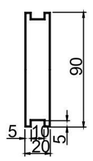	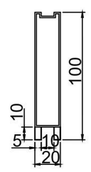	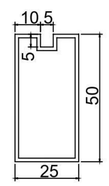	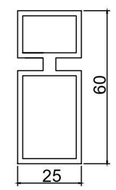
GN2435 T= 0.9 MM	GN 1019 T= 1.2/1.4 MM	GN2619 T=1.4 MM	GN 0958 T= 2.0 MM
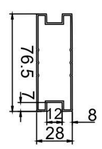	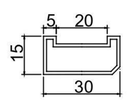	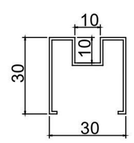	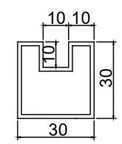
GN 1712 T=1.2 MM	GN2185 T= 1.2 MM	GN 30X30TH T=1.0MM	GN 0799 T= 0.8/1.5MM
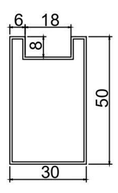	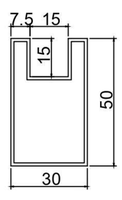	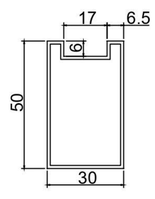	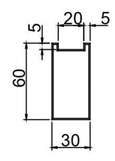
GN 1420 T= 0.9 MM	GN 1501 T= 1.2 MM	GN2813 T=1.2 MM	GN2290 T= 1.0 MM
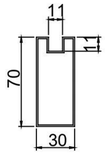	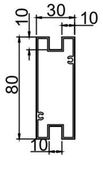	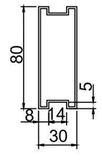	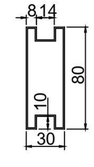
GN2785 T=1.2 MM	GN 1947 T= 1.2 MM	GN 2016 T= 1.5 MM	GN2120 T= 1.0 MM

图中所示为标准厚度和理论重量，实际重量以过磅时重量为准。

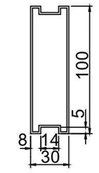	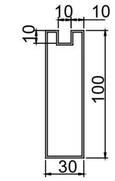	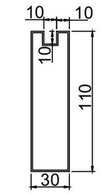	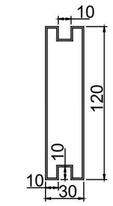
GN 2015 T= 1.5 MM	GN 1805 T= 1.4 MM	GN2147 T= 1.1 MM	GN2515 T=1.2 MM
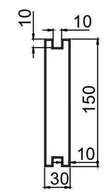	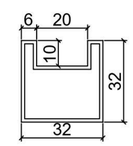	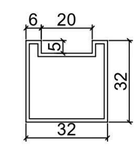	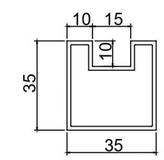
GN2516 T=1.5 MM	GN2416 T= 1.3 MM	GN2417 T=1.3 MM	GN2570 T=1.5 MM
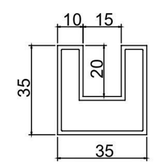	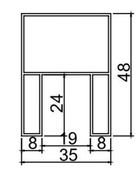	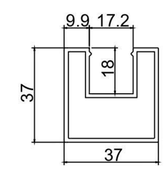	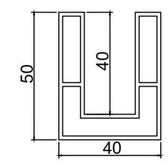
GN2571 T=1.5 MM	GN2777 T=0.9 MM	GN 1093 T=1.5 MM	GN 0823 T= 1.5 MM
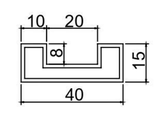	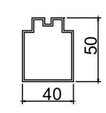	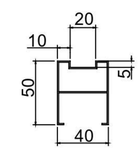	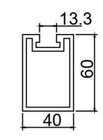
GN2442 T=1.4 MM	GN 0856 T= 1.4 MM	GN2734 T=1.0 MM	GN 0917 T= 3.0 MM
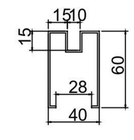	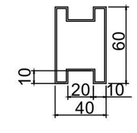	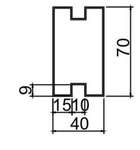	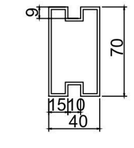
GN 1754 T= 1.4 MM	GN 1837 T= 1.2 MM	GN 0658 T= 1.0 MM	GN 1957 T= 2.0 MM

图中所示为标准厚度和理论重量，实际重量以过磅时重量为准。

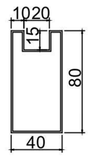	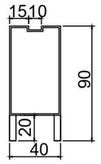	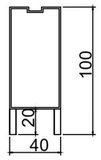	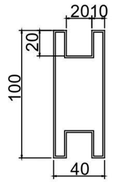
GN 0846 T= 1.2 MM	GN 1018 T= 1.2 MM	GN 1022 T= 1.2/1.4 MM	GN2119 T= 1.4 MM
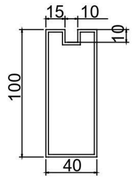	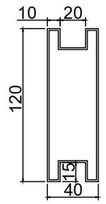	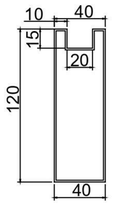	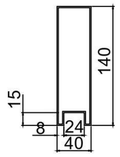
GN2451 T=2.0 MM	GN2160 T= 1.4 MM	GN2159 T=1.4 MM	GN2320 T= 1.5 MM
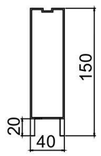	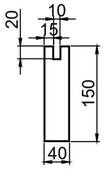		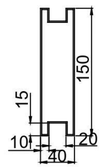
GN 1024 T= 1.5 MM	GN 1787 T= 1.4 MM	GN 1057 T=1.4 MM	GN2517 T=1.5 MM
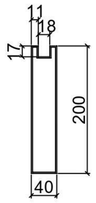	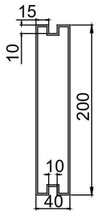	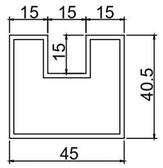	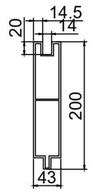
GN 1608 T= 2.0 MM	GN2453 T=2.0 MM	GN2222 T=1.7 MM	GN 1338 T= 3.0 MM
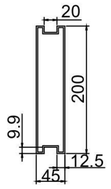	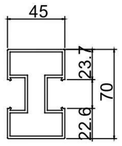	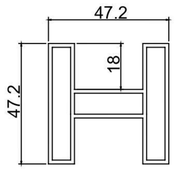	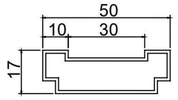
GN 1445 T=2.4 MM	GN 1973 T= 2.0 MM	GN 1999 T= 1.5 MM	GN2184 T= 1.2 MM

图中所示为标准厚度和理论重量，实际重量以过磅时重量为准。

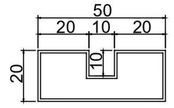	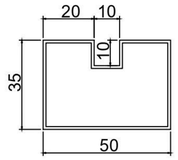	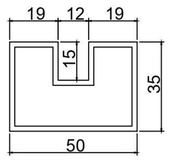	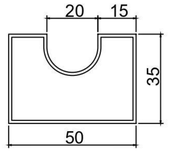
GN2779 T=1.0 MM	GN 1975 T= 1.1 MM	GN2243 T= 2.0 MM	GN 1180 T=1.2 MM
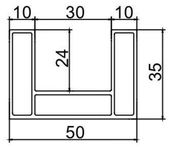	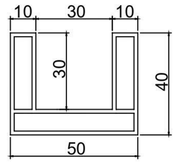	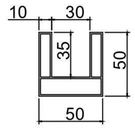	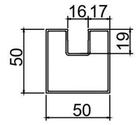
GN2704 T=1.2 MM	GN2167 T= 1.5 MM	GN 0747 T=1.2 MM	GN 1734 T=1.4 MM
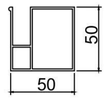	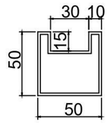	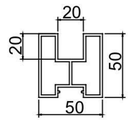	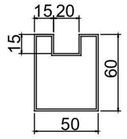
GN 1340 T=1.5 MM	GN 0839 T= 2.0 MM	GN2391 T=2.0 MM	GN2380 T= 1.5 MM
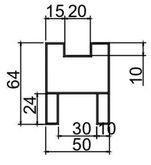	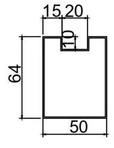	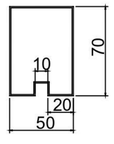	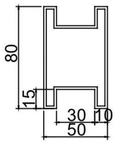
GN2265 T=1.0 MM	GN2264 T= 1.0 MM	GN2778 T=1.0 MM	GN2375 T= 2.0 MM
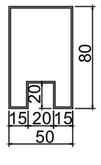	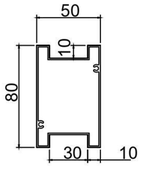	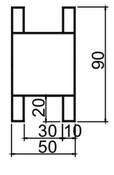	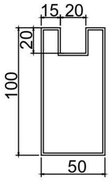
GN2789 T= 1.2 MM	GN 1946 T= 1.2 MM	GN2434 T= 0.9 MM	GN2303 T= 1.7 MM

图中所示为标准厚度和理论重量，实际重量以过磅时重量为准。

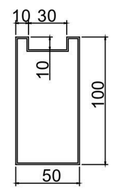	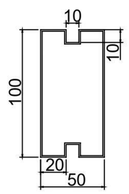	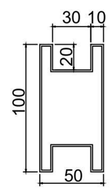	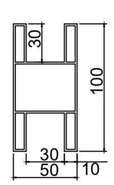
GN 1349 T= 1.2 MM	GN 1480 T= 1.2 MM	GN2118 T= 1.4 MM	GN 0821 T= 1.5 MM
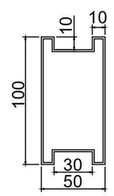	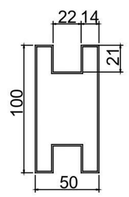	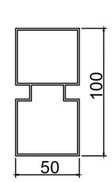	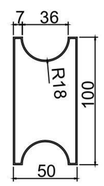
GN2707 T=1.5 MM	GN2733 T=1.2 MM	GN 1148 T=1.4 MM	GN2705 T=1.0 MM
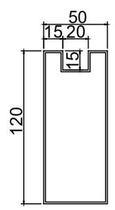	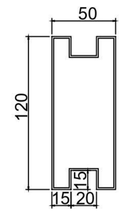	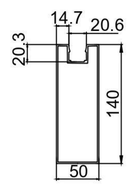	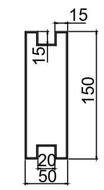
GN2157 T= 1.4 MM	GN2158 T= 1.4 MM	GN2405 T= 1.8 MM	GN2519 T=1.5 MM
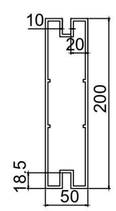	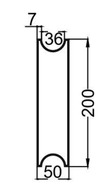	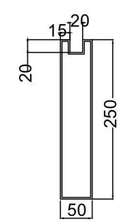	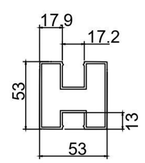
GN2716-JC7001 T=3.0 MM	GN2706 T=1.8 MM	GN2198 T= 2.5 MM	GN 1092 T= 1.6 MM
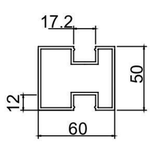	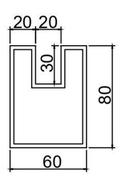	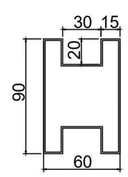	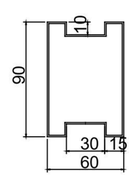
GN2330 T=2.0 MM	GN 0919 T= 3.0 MM	GN 1964 T= 1.2 MM	GN 1996 T= 1.2 MM

图中所示为标准厚度和理论重量，实际重量以过磅时重量为准。

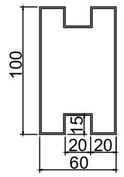	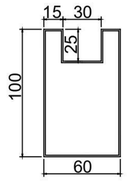	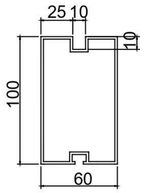	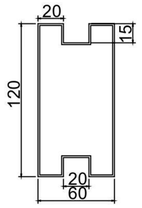
GN2520 T= 1.2 MM	GN2667 T= 1.2 MM	GN2454 T=2.0 MM	GN2522 T=1.4 MM
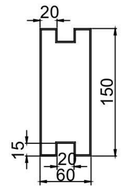	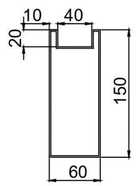	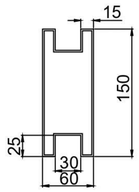	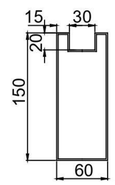
GN 2521 T=1.5 MM	GN 2565 T= 1.8 MM	GN 2261 T=2.0 MM	GN2787 T=1.8 MM
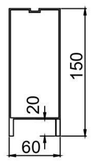	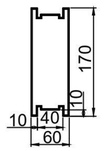	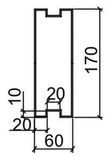	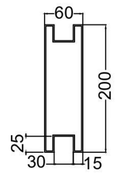
GN 1023 T=1.5 MM	GN 1620 T= 1.8 MM	GN 1863 T=2.0 MM	GN2260 T= 2.0 MM
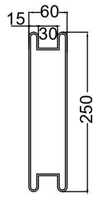		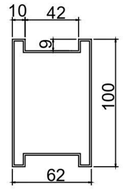	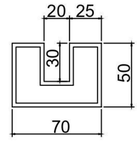
GN2259 T= 2.6 MM	GN 1735 T= 2.9 MM	GN2329 T=1.4 MM	GN 0918 T= 3.0 MM
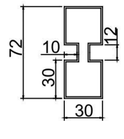	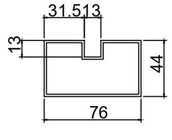	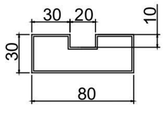	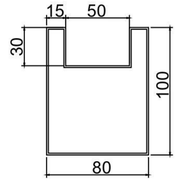
GN 1761 T= 1.3 MM	GN 1377 T= 1.8 MM	GN2412 T= 1.5 MM	GN2594 T=1.4 MM

图中所示为标准厚度和理论重量，实际重量以过磅时重量为准。

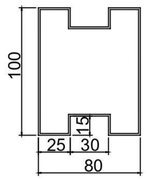	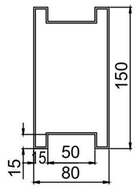	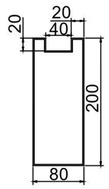	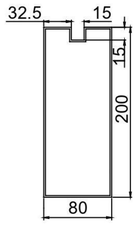
GN2523 T=1.4 MM	GN2708 T=1.8 MM	200X80 凹槽 T= 1.9 MM	GN2450 T=2.0 MM
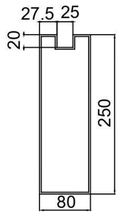	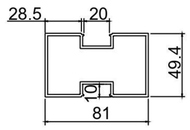	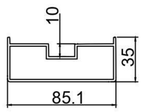	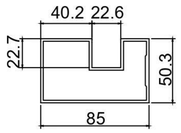
GN2452 T=2.8 MM	GN0792 T=2.0 MM	GN0791 T= 2.0 MM	GN 0967 T= 2.0 MM
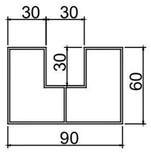	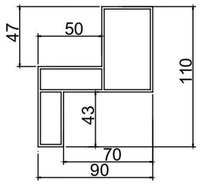	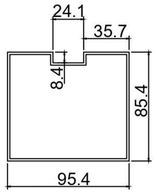	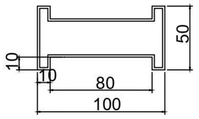
GN2379 T= 1.5 MM	GN1905 T= 1.9 MM	GN2336 T=1.9 MM	GN2327 T= 1.8 MM
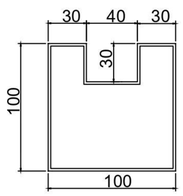	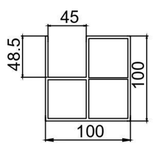	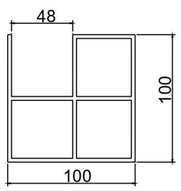	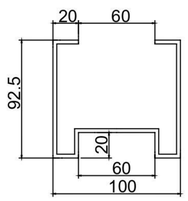
GN2115 T= 2.0 MM	GN 1337 T= 3.0 MM	JJ-GN1515 T= 3.0 MM	GN2583 T= 3.0 MM
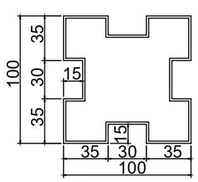	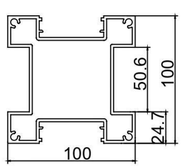	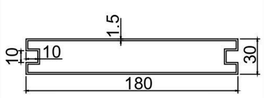	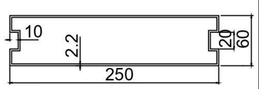
GN2524 T= 1.8 MM	GN2643 T= 2.3 MM	GN2961 T= 1.5 MM	GN2969 T= 2.2 MM

图中所示为标准厚度和理论重量，实际重量以过磅时重量为准。

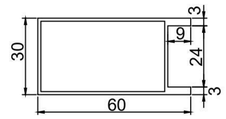	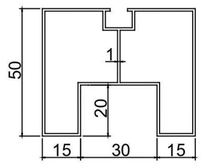	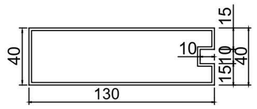	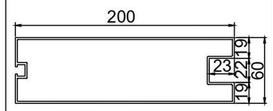
GN3045 T=1.2 MM	GN3073 T=1.0 MM	GN3080 T=1.8 MM	GN3115 T=1.8 MM
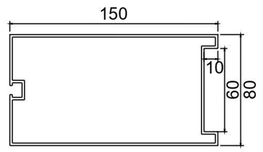	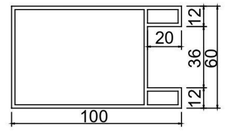	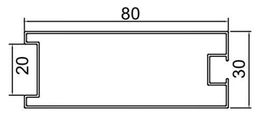	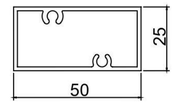
GN3377 T=1.8 MM	GN3420 T=2.0 MM	GN3426 T=0.8 MM	GN3217 T=1.5 MM
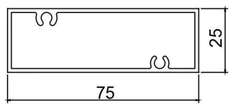	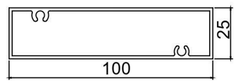	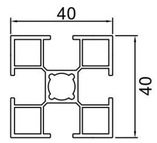	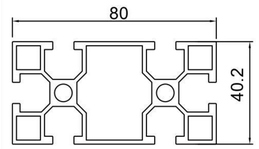
GN3218 T=1.5 MM	GN3219 T=1.5 MM	GN3220 T= MM	GN3221 T= MM
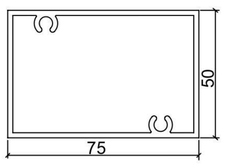	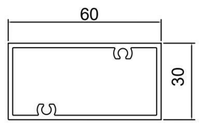	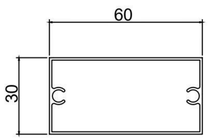	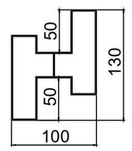
GN3298 T= 2.0 MM	GN3309 T= 1.8 MM	GN3352 T= 1.0 MM	GN 0867 T= 1.4 MM
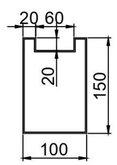	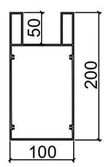	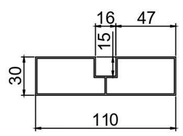	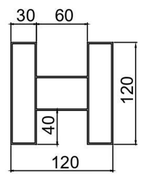
GN 1424 T= 2.0 MM	GN 1266 T= 2.0 MM	GN 1186 T= 1.1 MM	GN 0974 T= 1.6 MM

图中所示为标准厚度和理论重量，实际重量以过磅时重量为准。

槽管系列 GROOVE PIPE SERIES

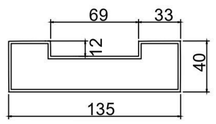	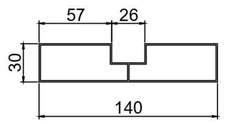	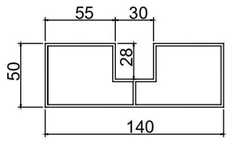	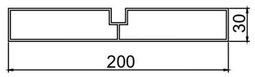
GN2195 T= 2.0 MM	GN 1187 T= 1.1 MM	GN 1731 T= 2.0 MM	GN 1504 T= 1.8 MM
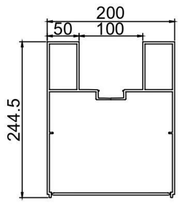	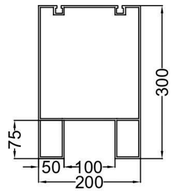	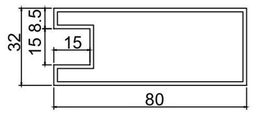	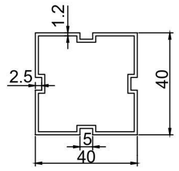
GN 1644 T=3.5 MM	GN 1643 T= 3.5 MM	GN2817 T=1.5 MM	GN2829 T=1.2 MM
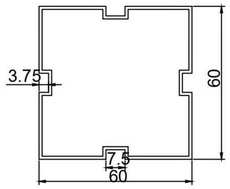	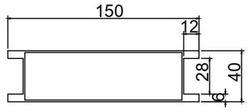	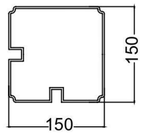	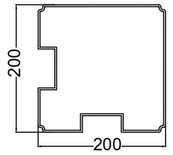
GN2830 T=1.2 MM	GN2835 T=1.4 MM	GN2849 T=3.0 MM	GN2850 T=3.0 MM
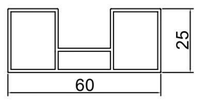			
GN2851 T=1.2 MM			

图中所示为标准厚度和理论重量，实际重量以过磅时重量为准。

经典系列 CLASSIC COLLECTION

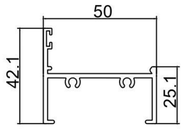	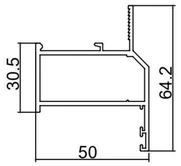	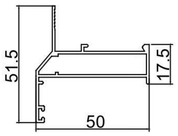	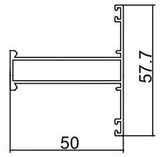
GN 1175 T= 1.9 MM	GN 1176 T= 1.9 MM	500301 T= 1.2 MM	500201 T= 1.2 MM
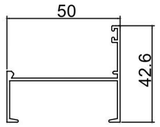	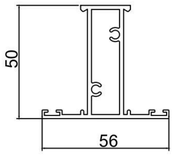	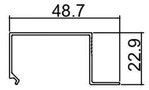	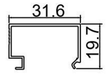
500101 T= 1.2 MM	GN 1226 T=1.8 MM	500401 T= 1.0 MM	500501 T= 1.0 MM

图中所示为标准厚度和理论重量，实际重量以过磅时重量为准。

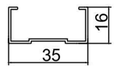	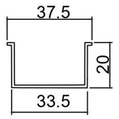	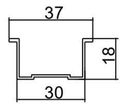	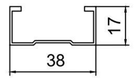
35X16 加强筋 T= 0.9/1.0/1.2/1.4/1.8/2.0/2.4/3.0/4.0/ MM	37.5x20 加强筋 T= 1.2 MM	37X18 加强筋 T= 1.0 MM	38X17 加强筋 T= 1.0 1.2 MM
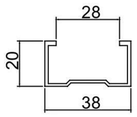	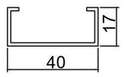	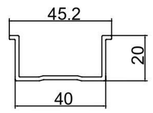	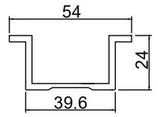
GN1597 T=1.2 MM	40X17 加强筋 T= 1.5 MM	45.2X20 加强筋 T=1.7 MM	54X24 加强筋 T= 2.8 MM
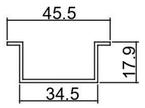	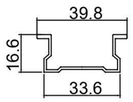	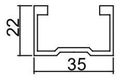	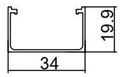
GN1596 T=1.4 MM	GN1612 T= 1.1 MM	35X22 加强筋 T= 1.5 MM	34X20 加强筋 T=1.0 MM
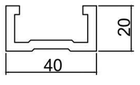	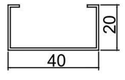	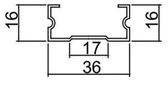	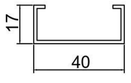
40X20 加强筋 T=3.9 MM	GN2162 T= 1.0 MM	GN2164 T= 1.0 MM	40X17 加强筋 T= 1.5 MM
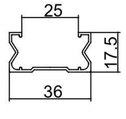	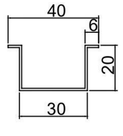	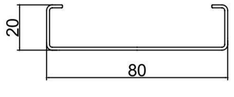	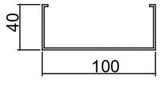
GN2229 T= 1.0 MM	GN0802 T= 1.0 MM	GN2128 T= 1.3 MM	GN2102 T= 1.7 MM

图中所示为标准厚度和理论重量，实际重量以过磅时重量为准。

	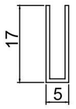		
GN1567 T= 0.8 MM	GN2793 T=1.2 MM	GN2490 T= 1.5 MM	GN0803 T= 1.8 MM
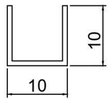	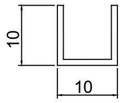	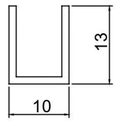	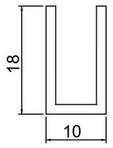
GN10X10C 槽 T=0.8 MM	GN2199 T= 1.0 MM	GN1896 T=1.2 MM	10X18U 槽 T= 1.6 MM
	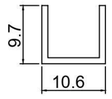	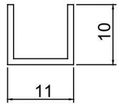	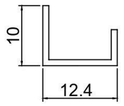
GN0931 T=0.9 MM	GN1845 T= 1.0 MM	GN2614 T= 1.0 MM	GN2613 T=1.0 MM
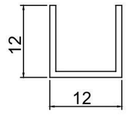	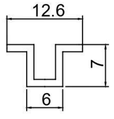	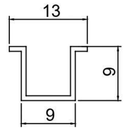	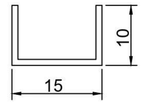
12X12U 槽 T= 1.0 MM	GN0560 T= 1.2 MM	GN1956 T= 0.8 MM	10*15U 槽 T= 1.0 MM
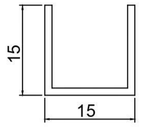	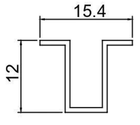	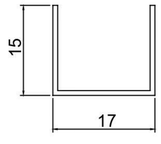	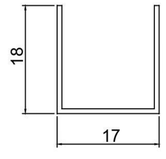
15X15U 槽 T= 1.2 MM	GN2418 T= 0.8 MM	GN2209 T= 0.8 MM	GN2328 T= 0.8 MM

图中所示为标准厚度和理论重量，实际重量以过磅时重量为准。

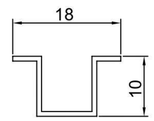	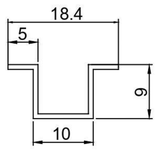	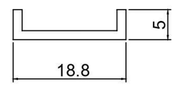	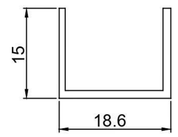
GN2105 T= 0.8 MM	GN1988 T= 0.8 MM	GN2649 T= 1.5 MM	SD-041 T= 1.3 MM
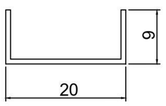	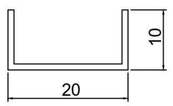	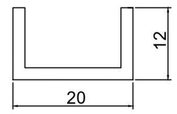	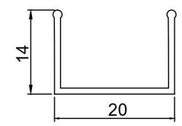
20X9X0.8U 槽 T=0.8 MM	GN0801 T= 1.0 MM	GN1255 T= 2.0 MM	GN1406 T= 1.0 MM
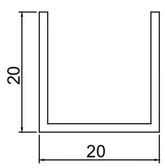	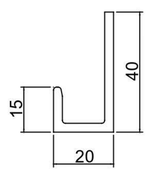	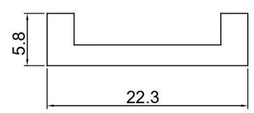	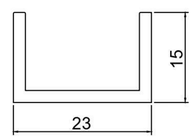
20X20U 槽 T= 1.4 / 2.0 MM	JJ-GN1817 T= 3.0 MM	GN0618 T= 2.3 MM	GN1217 T=2.0 MM
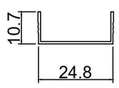	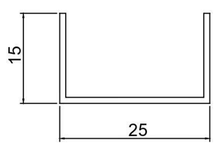	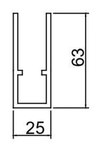	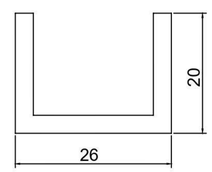
GN1320 T= 0.8 MM	GN0605 T= 1.0 MM	GN2647 T= 3.0 MM	26X20U 槽 T= 3.0 MM
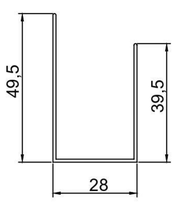	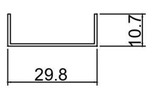	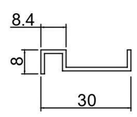	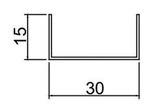
GN2703 T= 2.0 MM	GN1409 T= 0.9 MM	GN2487 T= 1.2 MM	GN1987 T= 0.8 MM

图中所示为标准厚度和理论重量，实际重量以过磅时重量为准。

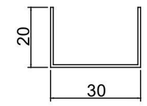	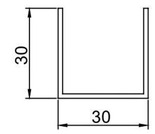	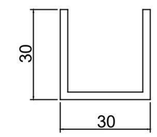	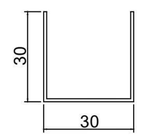
GN2489 T= 0.9 MM	30X30U 槽 T= 1.5 MM	GN2096 T= 2.5 MM	GN2474 T= 1.0 MM
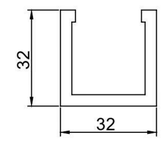	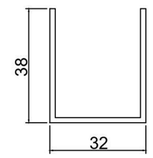	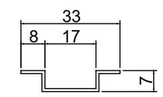	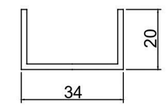
GN1585 T= MM	32X38U 槽 T= 1.7 MM	GN2471 T= 1.0 MM	34X20U 槽 T= 1.9 MM
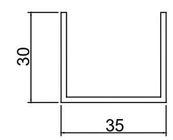	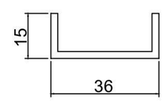	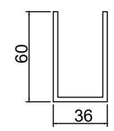	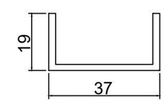
GN2742 T=1.8 MM	GN1388 T= 2.3 MM	GN1875 T= 3.0 MM	37X19U 槽 T= 2.0 MM
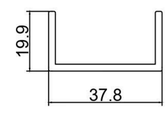	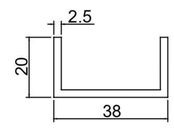	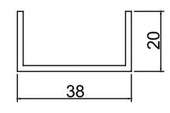	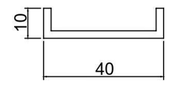
GN0978 T= 2.3 MM	GN2504 T=2.5 MM	38X20U 槽 T= 1.8 MM	GN2587 T= 2.5 MM
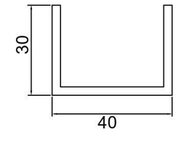	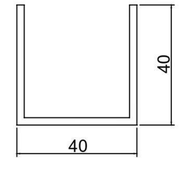	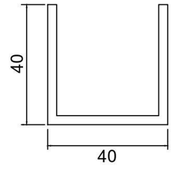	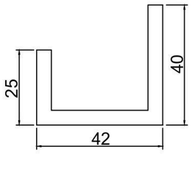
GN0886 T= 1.4 MM	GN1804 T= 2.5 MM	40X40U 槽 T= 3.0 MM	GN1547 T= 4.9 MM

图中所示为标准厚度和理论重量，实际重量以过磅时重量为准。

加强筋系列 STIFFENER SERIES

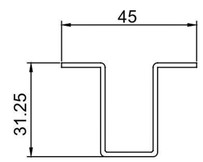	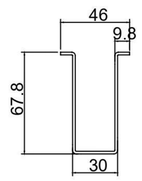	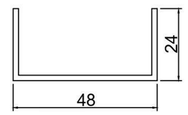	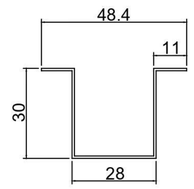
GN1598 T= 1.5 MM	GN2618 T= 1.8 MM	48X24U 槽 T= 1.8 MM	GN2615 T= 0.8 MM
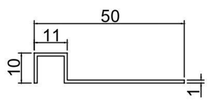		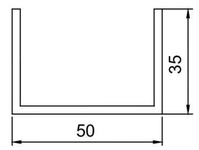	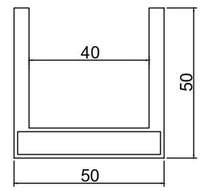
GN2478 T= 1.0 MM	GN1989 T= 0.8 MM	GN2248 T= 2.7 MM	GN2539 T= 5.0 MM
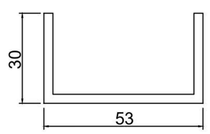	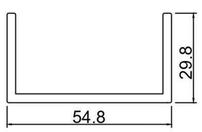	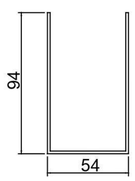	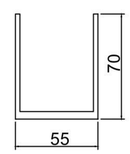
53X30U 槽 T= 3.0 MM	GN0979 T= 2.9 MM	GN1662 T= 1.8 MM	GN1243 T=3.0 MM
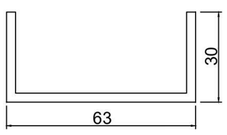		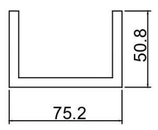	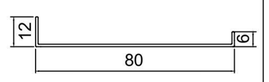
63X30U 槽 T= 3.0 MM	GN0980 T= 2.9 MM	GN2124 T= 6.4 MM	GN2545 T= 1.0 MM
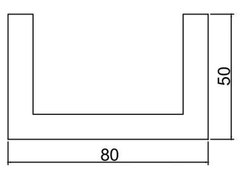	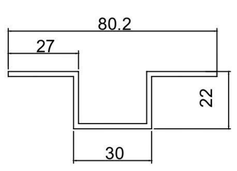		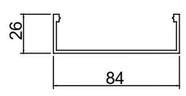
GN1430 T= 10 MM	GN1934 T= 1.9 MM	GN1830 T= 1.2 MM	GN1461 T= 2.0 MM

图中所示为标准厚度和理论重量，实际重量以过磅时重量为准。

加强筋系列 STIFFENER SERIES

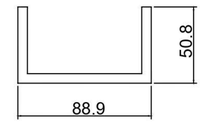		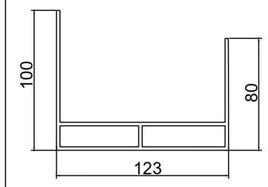	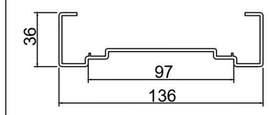
GN2123 T= 6.4 MM	GN1566 T= 2.0 MM	GN1746 T= 2.5 MM	GN1565 T= 2.0 MM
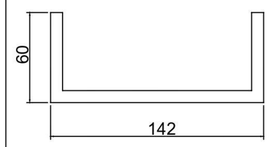	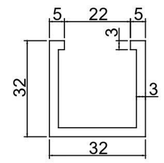	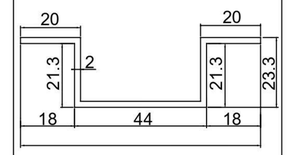	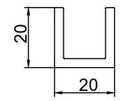
GN0447 T= 8.0 MM	GN2816 T=3.0 MM	GN2831 T=2.0 MM	GN2858 T=3.0 MM
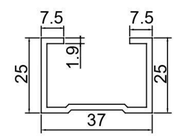			
GN3060-37X15 加强筋 T=1.9 MM			

地脚线系列 ANCHOR LINE SERIES

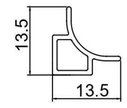	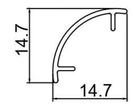	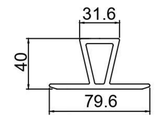	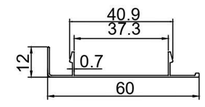
GN2752 T= 0.9 MM	GN2753 T= 0.9 MM	GN2759 T= 1.0 MM	GN 3008 T= 0.9 / 1.1MM

图中所示为标准厚度和理论重量，实际重量以过磅时重量为准。

地脚线系列 ANCHOR LINE SERIES

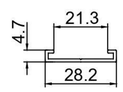	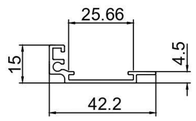	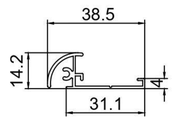	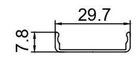
GN 2020 T= 1.2 MM	GN 2021 T= 1.2 MM	GN 2022 T= 1.0 MM	GN 2023 T= 0.9 MM
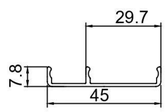	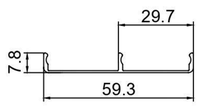	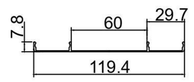	
GN 2024 T= 1.2 MM	GN 2025 T= 0.8 MM	GN 2026 T= 0.8 MM	GN 2027 T= 1.2 MM
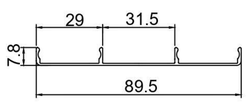	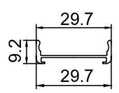	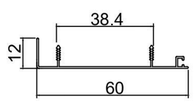	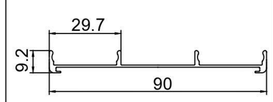
GN 2028 T= 0.9 MM	GN 2029 T= 0.8 MM	GN 2031 T= 0.7 MM	GN 2032 T= 0.9 MM
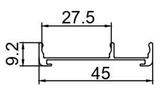	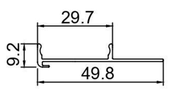	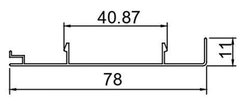	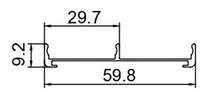
GN 2033 T= 0.8 MM	GN 2048 T= 1.0 MM	GN2089 T= 0.9 MM	GN2505 T= 0.7 MM
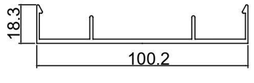	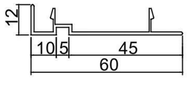	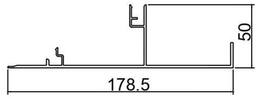	
GN2620 T= 2.0 MM	GN2652 T= 1.2 MM	GN2689 T= 2.0 MM	

图中所示为标准厚度和理论重量，实际重量以过磅时重量为准。

龙骨系列 ANCHOR LINE SERIES

	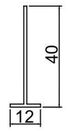	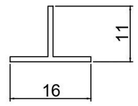	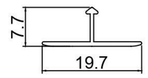
GN 20x10L T= 3.0 MM	GN2150 T= 1.2 MM	GN 0872 T= 1.0 MM	GN 1910 T= 0.9 MM
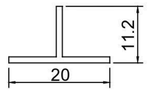	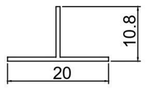	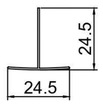	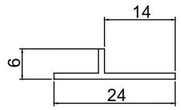
GN 0525 T= 1.2 MM	GN2175 T= 0.8 MM	GN 0313 T= 0.7 MM	GN 1898 T= 1.2 MM
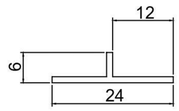	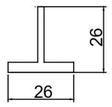	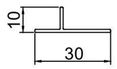	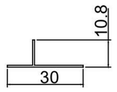
GN 1899 T= 1.2 MM	GN 1707 T= 4.0 MM	GN 0516 T= 1.2 MM	GN 1831 T= 0.8 MM
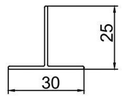	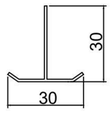	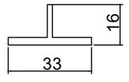	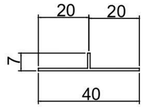
GN 0386 T= 1.2 MM	GN 1348 T= 1.0 MM	GN2549 T= 3.0 MM	GN 1737 T= 1.0 MM
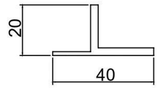	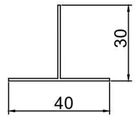	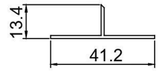	
GN2444 T= 3.0 MM	GN 0288 T= 1.0 MM	GN2227 T= 1.2 MM	GN2295 T= 0.7 MM

图中所示为标准厚度和理论重量，实际重量以过磅时重量为准。

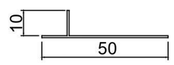	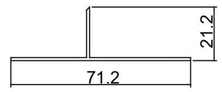	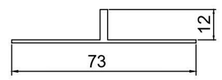	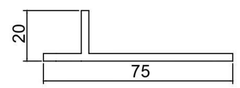
GN 1846 T= 0.8 MM	GN 1982 T= 1.2 MM	GN 0945 T= 1.2 MM	GN2443 T= 3.0 MM
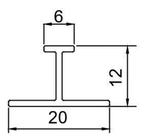	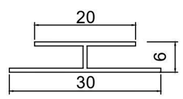	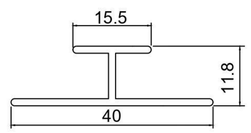	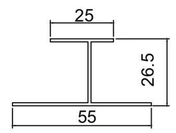
GN 2043 T= 1.2 MM	GN2370 T= 0.8 MM	GN 1451 T= 1.4 MM	GN 1188 T= 1.2 MM
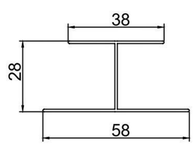	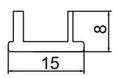	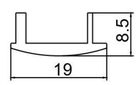	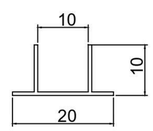
GN2702 T= 1.0 MM	GN 1375 T= 2.0 MM	GN 1374 T= 2.5 MM	GN2294 T= 0.7 MM
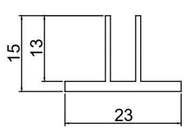	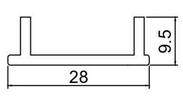		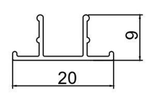
GN2200 T= 2.0 MM	GN 1422 T= 2.0 MM	GN 2067 T= 0.8 MM	GN 1134 T= 0.8 MM
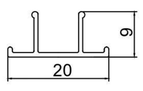	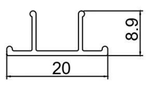	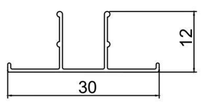	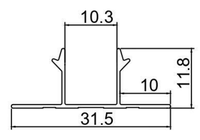
GN 2066 T= 0.9 MM	GN 1438 T= 0.8 MM	GN 0891 T= 0.6 MM	GN 1315 T= 0.7 MM

图中所示为标准厚度和理论重量，实际重量以过磅时重量为准。

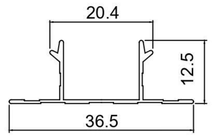	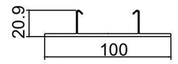	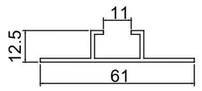	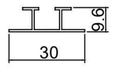
GN 1511 T= 0.8 MM	GN 1832 T= 0.8 MM	GN 1895 T= 1.5 MM	GN 1853 T= 0.9 MM
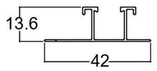	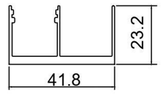	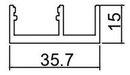	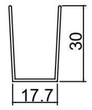
GN 1607 T= 0.9 MM	GN2001 T= 3.2 MM	GN1976 T= 1.8 MM	GN 0608 T= 1.0 MM
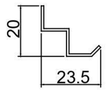	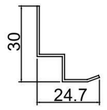	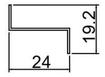	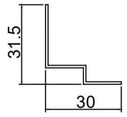
GN2491 T= 1.0 MM	GN2176 T= 0.9 MM	GN 1990 T= 0.8 MM	GN2095 T= 1.0 MM
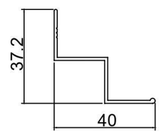	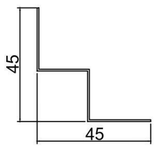	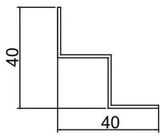	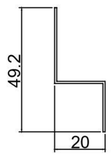
GN 0576 T= 1.2 MM	GN 1473 T= 0.7 MM	GN 1713 T= 1.2 MM	GN2192 T= 0.9 MM
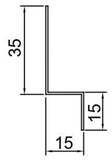	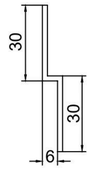	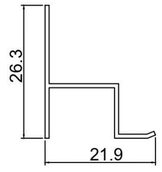	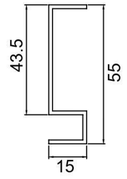
GN2247 T= 0.9 MM	GN2381 T=2.0 MM	GN2228 T= 0.8 MM	GN 1940 T= 1.5 MM

图中所示为标准厚度和理论重量，实际重量以过磅时重量为准。

龙骨系列 KEEL SERIES

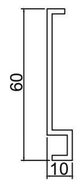	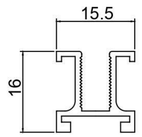	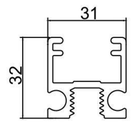	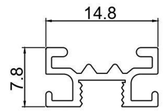
GN 0915 T= 2.0 MM	GN 0502 T= 1.0 MM	GN 1325 T= 2.0 MM	GN 1719 T= 1.2 MM
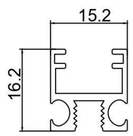	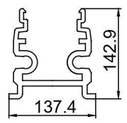	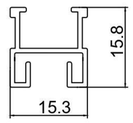	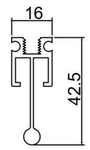
GN 0559 T= 1.0 MM	GN 0536 T= 8.8 MM	GN 1371 T= 0.9 MM	GN 1382 T= 1.2 MM
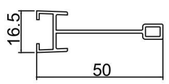	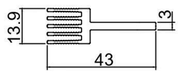	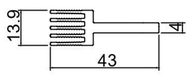	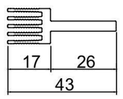
JJ-GN1216 T= 1.2 MM	GN 1936 T= 3.0 MM	GN2252 T= 4.0 MM	GN2401 T= 3.0 MM
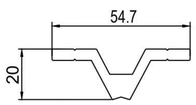	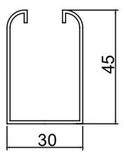	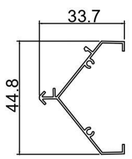	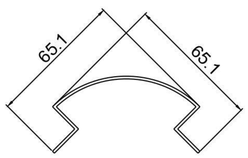
GN 1449 T= 4.5 MM	GN 0599 T= 1.2 MM	GN 1392 T= 0.8 MM	GN 1341 T= 1.3 MM
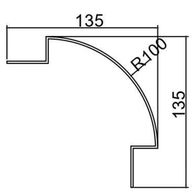	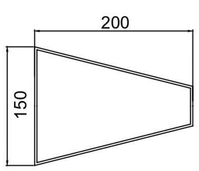		
GN 1342 T= 2.0 MM	GN 0543 T= 2.9 MM	T= MM	T= MM

图中所示为标准厚度和理论重量，实际重量以过磅时重量为准。

盖板系列 COVER PLATE SERIES

			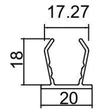
GN1047 T= 1.5 MM	15 封盖 T=0.7 MM	20 封盖 T=0.7 MM	20FG-2.0 T= 1.5 MM
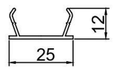	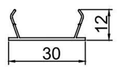	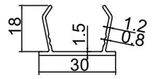	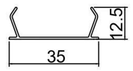
25 封盖 T= 1.0 MM	30 封盖 T= 0.7 MM	30FG-2.0 T= 1.5 MM	35 封盖 T= 0.8 MM
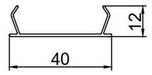	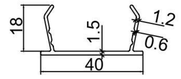	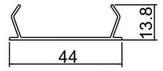	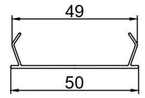
40 封盖 T= 1.0 MM	40FG-2.0 T= 1.5 MM	44 封盖 T= 1.0 MM	50 封盖 T= 1.1 MM
配 :3.0 厚管 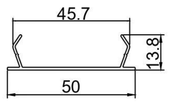	配 :2.0 管 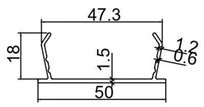	配 :3.0 厚管 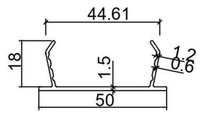	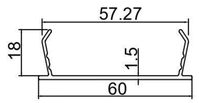
JJ-GN1189 T= 1.1 MM	50FG-2.0 T= 1.5 MM	50FG-3.0 T= 1.5 MM	60FG-2.0 T= 1.5 MM
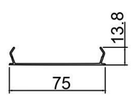	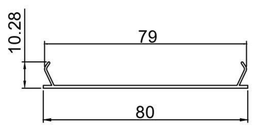	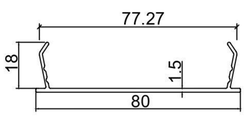	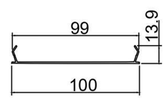
75 封盖 T= 1.2 MM	LC-GN0853 T= 1.1 MM	80FG-2.0 T= 1.5 MM	100 封盖 T= 1.2 MM

图中所示为标准厚度和理论重量，实际重量以过磅时重量为准。

盖板系列 COVER PLATE SERIES

配 :2.0 管  	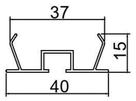 		
150 封盖 T= 2.0 MM	GN2795 T= 1.0 MM	T= MM	T= MM

幕墙系列 CURTAIN WALL SERIES





图中所示为标准厚度和理论重量，实际重量以过磅时重量为准。

幕墙系列 CURTAIN WALL SERIES

GNMG120、150、180、200系列隐框中空玻璃幕墙结构图

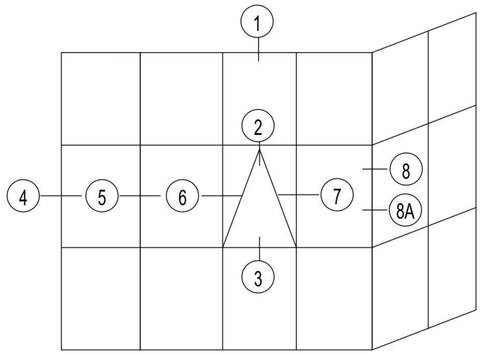

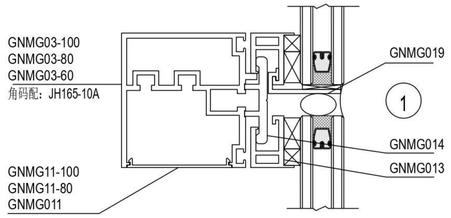

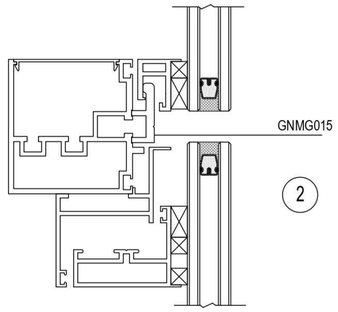

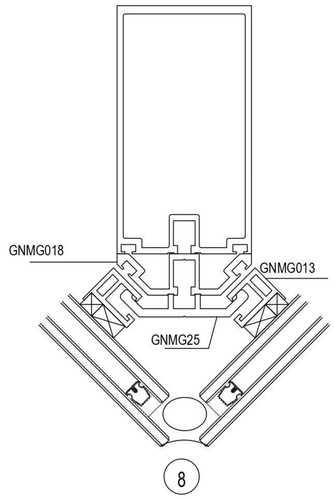

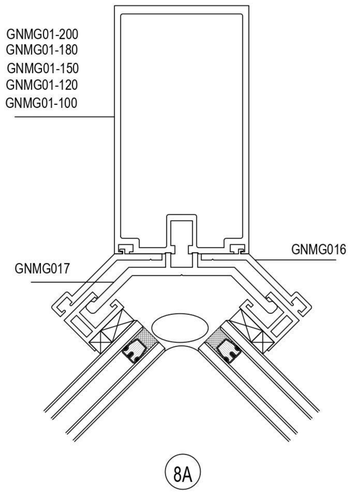

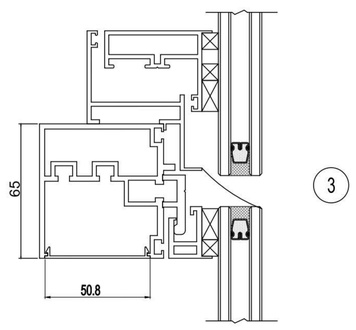

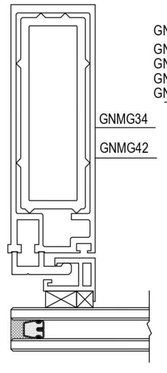

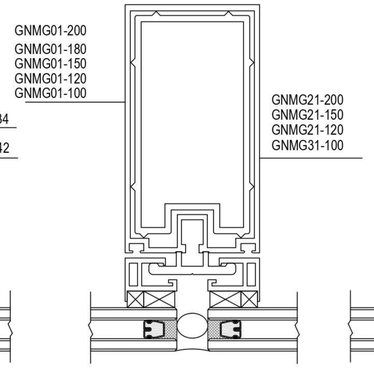

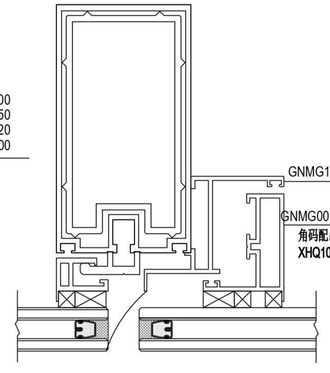

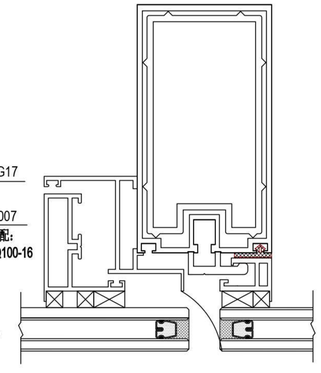

图中所示为标准厚度和理论重量，实际重量以过磅时重量为准。

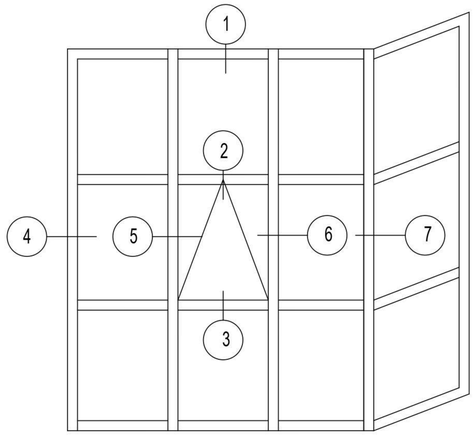

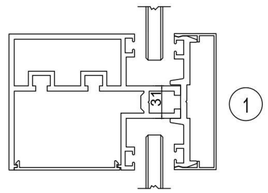

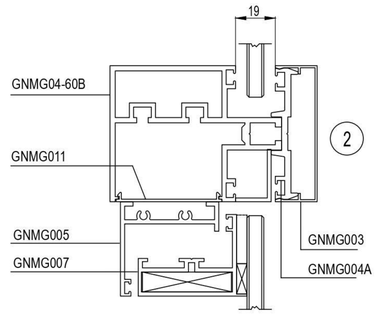

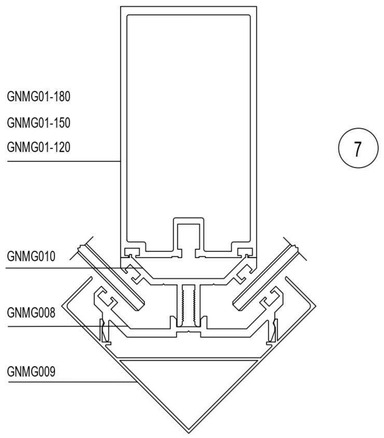

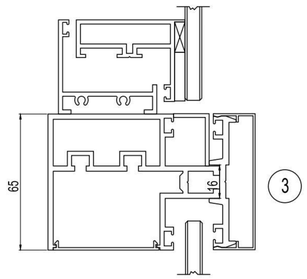

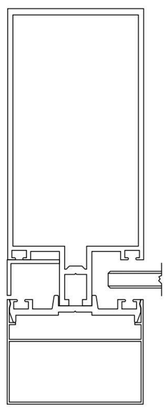

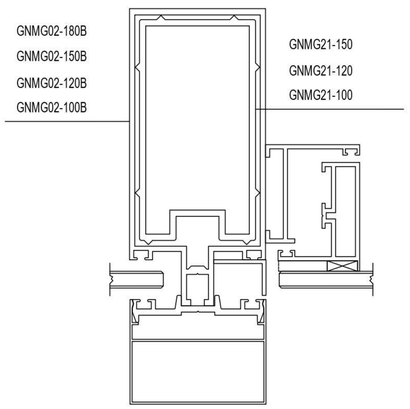

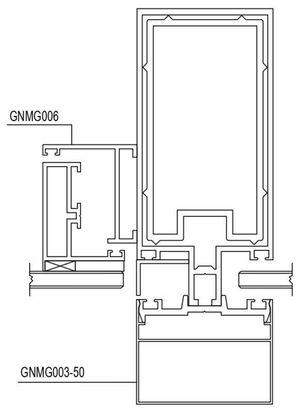

4 5 6

图中所示为标准厚度和理论重量，实际重量以过磅时重量为准。

幕墙系列 CURTAIN WALL SERIES

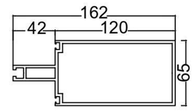	GNMG120	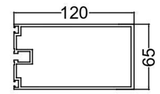	GNMG01-120	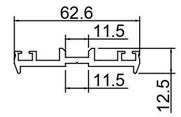	GNMG04
	T=3.0MM		T=2.5MM		T=3.0MM
	4.01KG/M	连接柱配：GNMG120/150	3.087KG/M	连接柱配：GNMG003-50	0.818KG/M
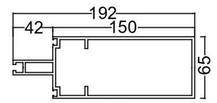	GNMG150	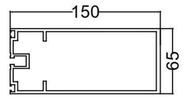	GNMG01-150	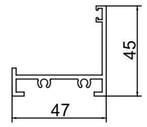	GNMG05
	T=3.0MM		T=3.0MM		T=2.0MM
	4.554KG/M	连接柱配：GNMG180/200	4.233KG/M		0.763KG/M
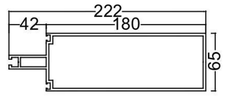	GNMG180	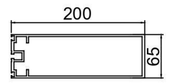	GNMG01-200	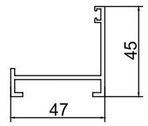	GNMG06
	T=3.0MM		T=3.0MM		T=2.0MM
	5.05KG/M	连接柱配：GNMG180/200	4.98KG/M		0.685KG/M
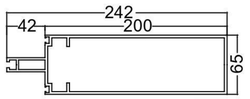	GNMG200	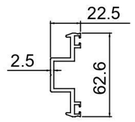	GNMG01	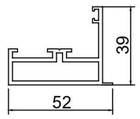	GNMG07
	T=3.0MM		T=2.5MM		T=2.0MM
	5.373KG/M		0.83KG/M	角码配：XHQ100-16	0.985KG/M
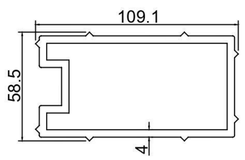	GNMG 120/150	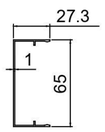	GNMG02	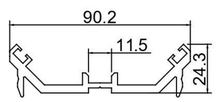	GNMG08
	T=4.0MM		T=1.0MM		T=4.0MM
	3.657KG/M		0.344KG/M	盖板配：GNMG009	1.660KG/M
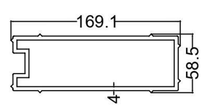	GNMG 180/200	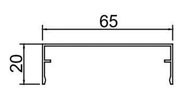	GNMG03	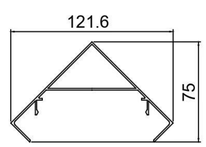	GNMG09
	T=4.0MM		T=1.0MM		T=1.3MM
	4.97KG/M	盖板配：GNMG004	0.333KG/M		1.185KG/M

图中所示为标准厚度和理论重量，实际重量以过磅时重量为准。

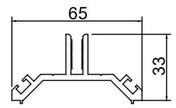	GNMG10 T=3.0MM 1.118KG/M	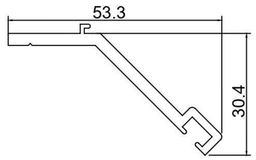	GNMG16 T=3.0MM 0.595KG/M	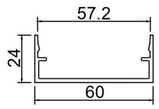	GN1913 T=2.0MM 0.581KG/M
 盖板配：GNMG03-60 GNMG04-60 GNMG05-60	GNMG11 T=1.2MM 0.205KG/M	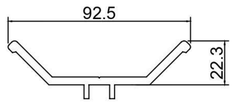	GNMG17 T=4.0MM 1.280KG/M	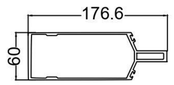	GN1914 T=3.0MM 3.58KG/M
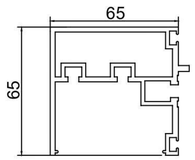 盖板配：GNMG20	GNMG12 T=2.5MM 2.269KG/M	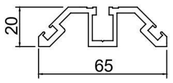	GNMG18 T=3.0MM 1.143KG/M	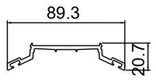	GN1915 T=*MM 0.832KG/M
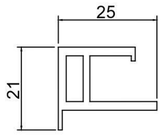	GNMG13 T=2.3MM 0.398KG/M	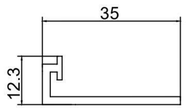	GNMG19 T=2.0MM 0.294KG/M	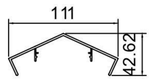	GN1916 T=2.0MM 0.955KG/M
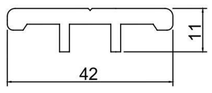	GNMG14 T=4.0MM 0.639KG/M	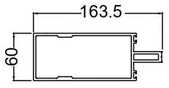	GN1911 T=3.0MM 3.95KG/M	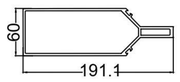	GN1917 T=3.0MM 3.98KG/M
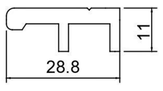	GNMG15 T=4.0MM 0.464KG/M	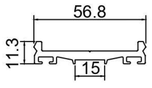	GN1912 T=*MM 0.746KG/M		GN1918 T=*MM 0.81KG/M

图中所示为标准厚度和理论重量，实际重量以过磅时重量为准。

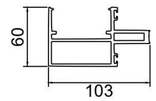	GN1920 T=2.5MM 2.71KG/M	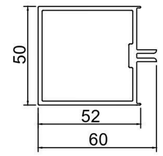	GNMQ-1003B T=2.0MM 1.206KG/M	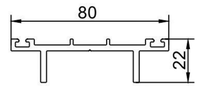	GN2939 T=3.0MM 0.997KG/M
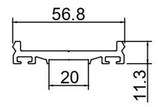	GN1921 T=*MM 0.756KG/M	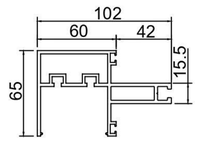	GNMG40B T=2.5MM 2.553KG/M	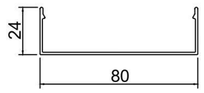	GN2940 T=1.2MM 0.423KG/M
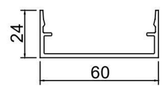	GN1922 T=2.0MM 0.581KG/M	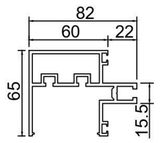	GNMG04-60B T=2.5MM 2.27KG/M	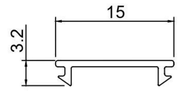	GN2941 T=0.81MM 0.044KG/M
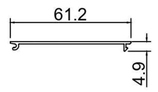	GN1923 T=1.2MM 0.225KG/M	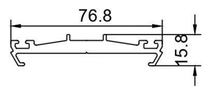	GN2936 T= *MM 1.203KG/M	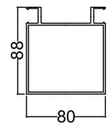	GN2942 T=2.0MM 1.945KG/M
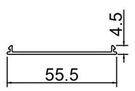 配：GNMG12	GNMG20 T=1.2MM 0.204KG/M	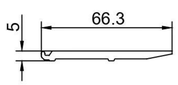	GN2937 T= *MM 0.672KG/M	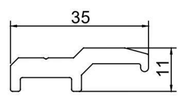	GN2943 T= *MM 0.481KG/M
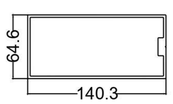 配 SH-1402	GNMQ-1401B T=2.5MM 2.974KG/M	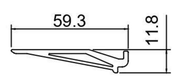	GN2938 T= *MM 0.616KG/M		 MM KG/M

图中所示为标准厚度和理论重量，实际重量以过磅时重量为准。

方管规格 SQUARE TUBE SPECIFICATION



规格 (mm) 宽 * 高	壁厚 (mm)
10*10	1.00
	1.20
12*12	1.80
15*7	0.50
15*10	1.00
	1.20
	2.00
15*15	1.00
	1.20
	1.50
	2.00
16*16	1.20
19*19	1.00
	1.20
	2.00
20*10	0.80
	1.00
	1.20
	1.50
	2.00
20*15	0.80
	1.00
	1.20
	1.60
	2.00
20*16	1.20
20*17	2.00
20*20	0.60
	0.80
	1.00
	1.20
	1.50
	1.80
	2.00
	2.50
	3.00
22*10	1.00
22*22	1.20
25*10	1.00
	1.20
	1.50

规格 (mm) 宽 * 高	壁厚 (mm)
25*15	1.00
	1.20
	1.50
25*20	0.90
	1.20
	1.20
	1.50
25*25	0.50
	0.80
	1.00
	1.20
	1.50
	1.80
	2.00
	2.50
	3.00
30*10	0.90
	1.00
	1.20
30*15	0.80
	1.00
	1.20
	1.50
	2.00
30*20	0.80
	0.90
	1.00
	1.20
	1.50
	1.80
	3.00
30*25	0.70
	0.90
	1.00
	1.20
	1.60
	2.00
30*30	0.60
	0.80
	1.00
	1.20

规格 (mm) 宽 * 高	壁厚 (mm)
30*30	1.50
	1.80
	2.00
	2.50
	3.00
32*32	1.00
	1.20
	1.50
35*15	0.90
35*25	2.00
35.2*22.3	3.00
38*20	1.00
38*25	0.50
	0.60
	0.80
	1.00
	1.20
	1.50
	1.80
	2.00
38*38	1.00
	1.20
	1.50
	2.00
	2.50
	3.00
	6.50
40*10	0.80
	1.00
	1.20
	1.50
40*15	0.80
	1.00
	1.50
	2.00
40*20	0.60
	0.80
	1.00
	1.20
	1.50
	1.80

图中所示为标准厚度和理论重量，实际重量以过磅时重量为准。

方管规格 SQUARE TUBE SPECIFICATION

规格 (mm) 宽 * 高	壁厚 (mm)
40*20	2.00
	2.50
	3.00
40*25	0.70
	0.90
	1.20
	1.40
	1.60
	2.00
40*27	2.00
40*28	2.00
40*30	0.60
	0.80
	1.00
	1.20
	1.50
	1.80
	2.00
	2.50
	3.00
40*40	0.60
	0.80
	1.00
	1.20
	1.50
	1.80
	2.00
	2.50
	2.00
	3.00
	4.00
45*20	2.00
45*25	0.80
	0.90
	1.00
	1.20
45*45	1.00
	1.20
	1.50
	1.80
	2.00
48*29	2.00
50*5	0.90
50*7	1.00
50*10	1.00
	1.20
	2.50
	3.00

规格 (mm) 宽 * 高	壁厚 (mm)
50*15	1.20
	1.50
50*20	0.70
	0.80
	0.90
	1.00
	1.20
	1.50
	1.80
	2.00
	3.00
50*25	0.60
	0.80
	0.90
	1.00
	1.20
	1.50
	1.80
	2.00
	2.50
	3.00
50*30	0.70
	0.80
	0.90
	1.00
	1.20
	1.50
	1.80
	2.00
	2.50
	3.00
50*35	1.00
50*40	0.70
	0.80
	0.90
	1.00
	1.20
	1.50
	2.00
	2.50
	3.00
50*50	0.60
	0.80
	0.90
	1.00
	1.20
	1.50
	1.80

规格 (mm) 宽 * 高	壁厚 (mm)
50*50	2.00
	2.50
	3.00
	4.00
	5.00
	6.00
54*27 方管	1.50
55*30	2.00
60*10	1.00
	1.20
60*15	1.00
	2.00
60*20	0.70
	0.80
	1.00
	1.20
	1.50
	1.80
	2.00
60*25	0.80
	0.90
	1.20
	1.50
	1.80
60*30	0.70
	0.80
	0.90
	1.00
	1.20
	1.40
	1.50
	1.80
	2.00
	2.50
	3.00
60*35	2.00
60*38	6.50
60*40	0.60
	0.80
	1.00
	1.20
	1.50
	1.80
	2.00
	3.00
	4.00
60*50	1.00
	1.20

图中所示为标准厚度和理论重量，实际重量以过磅时重量为准。

规格 (mm) 宽 * 高	壁厚 (mm)
60*50	1.50
	2.00
	3.00
60*60	0.80
	1.80
	2.80
	3.80
	4.80
	5.80
	6.80
	7.80
	8.80
70*10	9.80
70*12	10.80
70*15	11.80
70*20	12.80
	13.80
	1.50
	2.00
70*25	2.00
70*30	0.70
	0.80
	1.00
	1.20
	1.50
	1.80
	2.00
	2.50
	3.00
70*30（0875）	2.00
70*40	0.80
	1.00
	1.20
	1.50
	1.80
	2.00
	2.50
	3.00
70*50	0.80
	1.00
	1.20
	1.50
	1.80
	2.00
	2.50

规格 (mm) 宽 * 高	壁厚 (mm)
70*50	3.00
	6.50
70*60 方管	3.0
70*70	1.50
	1.80
	3.00
	6.00
74*24	0.60
75*25	1.00
	1.50
	1.80
75*30	1.00
	1.20
	1.50
	2.50
	3.00
75*35	0.60
	1.00
	1.20
75*45	1.80
75*50	0.90
	1.00
	1.50
	2.50
75*75	1.80
76*23 圆角	5.50
76*20	1.20
76*25	0.80
	1.00
	1.20
	1.30
	1.50
	1.80
	2.00
76*38	6.50
76*44	0.60
	0.90
	1.00
	1.20
	1.40
	1.60
	1.80
	2.00
	2.50
	3.00

规格 (mm) 宽 * 高	壁厚 (mm)
76*76	1.50
	1.90
	2.00
	3.00
	6.50
80*10	1.00
	1.20
	2.00
80*13	1.20
80*15	1.50
80*20	0.80
	1.00
	1.20
	1.50
	2.00
	2.50
80*25	0.80
	1.00
	1.20
	1.50
	2.00
	3.00
80*30	0.80
	0.90
	1.00
	1.20
	1.50
	1.80
	2.00
	2.50
	3.00
80*40	0.70
	0.80
	0.90
	1.00
	1.20
	1.50
	1.80
	2.00
	2.50
	3.00
	4.00
80*44	1.20
80*50	0.70
	0.80

图中所示为标准厚度和理论重量，实际重量以过磅时重量为准。

方管规格 SQUARE TUBE SPECIFICATION

规格 (mm) 宽 * 高	壁厚 (mm)
80*50	0.90
	1.00
	1.20
	1.50
	1.80
	2.00
	2.50
	3.00
	4.00
80*60	1.00
	1.20
	1.50
	1.80
	2.00
	2.50
	3.00
80*80	1.00
	1.20
	1.50
	1.80
	2.00
	2.50
	3.00
	4.00
	5.00
85*18	1.20
86*26	1.00
90*20	0.80
	1.00
	1.20
	1.60
	2.00
90*30	0.80
	0.90
	1.00
	1.20
	1.50
	1.80
	2.00
90*40	0.80
	1.00
	1.20
	1.50
	1.80
	2.00

规格 (mm) 宽 * 高	壁厚 (mm)
90*40	2.50
90*50	0.80
	1.00
	1.20
	1.50
	1.80
	2.00
90*90	1.60
	2.00
91.3*22.2	1.00
95*20	1.50
100*10	1.00
	1.50
	2.00
100*15	0.80
	0.90
	1.00
	1.20
	2.00
100*20	0.80
	0.90
	1.00
	1.20
	1.50
	1.80
	2.00
	2.50
	3.80
100*25	0.80
	0.90
	1.00
	1.20
	1.50
	1.80
	2.00
	3.00
100*30	0.80
	0.90
	1.00
	1.20
	1.50
	1.80
	2.00
	2.50
	2.80

规格 (mm) 宽 * 高	壁厚 (mm)
100*30	3.00
	5.00
100*40	0.80
	0.90
	1.00
	1.20
	1.50
	1.80
	2.00
	2.50
	3.00
100*44	0.80
	0.90
	1.00
	1.20
	1.50
	2.00
	2.50
	3.10
100*50	0.70
	0.80
	0.90
	1.00
	1.20
	1.50
	1.80
	2.00
	2.50
	3.00
	4.00
	4.80
100*60	1.00
	1.20
	1.50
	1.80
	2.00
	2.50
	3.00
100*65	1.50
	2.30
100*70	1.30
	1.50
	1.80
	2.00
100*75	1.20

图中所示为标准厚度和理论重量，实际重量以过磅时重量为准。

规格 (mm) 宽 * 高	壁厚 (mm)
100*75	1.50
	2.00
100*80	1.00
	1.20
	1.50
	1.80
	2.00
	2.50
	2.80
	3.00
100*90	2.00
100*100	1.10
	1.20
	1.50
	1.80
	2.00
	2.30
	2.50
	3.00
	3.80
	4.00
	5.00
110*30	1.10
110*40	1.50
110*50	1.50
110*60	1.80
110*65	2.50
116*76（GN0941）	1.90
110*110	2.00
	2.80
120*10	1.20
120*15	1.20
120*20	0.90
	1.00
	1.20
	1.50
	1.80
	2.00
	2.50
120*25	0.90
	1.00
	1.20
	1.50
	1.80
	2.00

规格 (mm) 宽 * 高	壁厚 (mm)
120*25	2.50
	3.00
120*30	0.90
	1.00
	1.20
	1.50
	1.80
	2.00
	2.50
	3.00
120*40	0.90
	1.00
	1.20
	1.50
	1.60
	1.80
	2.00
	2.50
	3.00
	4.00
120*50	0.90
	1.00
	1.20
	1.50
	1.80
	2.00
	2.50
	3.00
120*60	1.00
	1.20
	1.50
	1.80
	2.00
	2.50
	3.00
	4.00
120*65	2.00
120*70	3.00
120*80	1.20
	1.50
	1.80
	2.00
	2.50
	3.00
	4.00

规格 (mm) 宽 * 高	壁厚 (mm)
120*100	1.20
	1.50
	1.80
	2.00
	2.50
	3.00
	4.00
120*120	1.50
	2.00
	2.50
	3.00
	4.00
125*50	3.00
125*65	2.00
130*30	1.50
	1.80
	2.00
130*40	1.40
	1.80
130*50	1.80
130*60	1.50
130*65	2.00
130*100	3.00
130*130	1.50
	2.00
	2.50
	3.00
136*50	2.00
140*20	1.00
140*25	1.30
140*30	1.50
140*50	1.80
	2.50
140*60	1.50
140*65	2.00
140*70	2.00
140*80	1.50
	1.80
140*100	2.00
140*120	2.00
140X140	2.00
	2.50
	3.00
150*10	1.20
150X15	1.20

图中所示为标准厚度和理论重量，实际重量以过磅时重量为准。

方管规格 SQUARE TUBE SPECIFICATION

规格 (mm) 宽 * 高	壁厚 (mm)
150*20	0.9
	1.00
	1.00
	1.20
	1.50
	1.80
	2.00
	2.50
	3.00
150*25	0.90
	1.00
	1.20
	1.50
	1.80
	2.00
	2.50
	3.00
150*30	0.90
	1.00
	1.20
	1.50
	1.80
	2.00
	2.50
	3.00
150*40	0.90
	1.00
	1.20
	1.50
	1.80
	2.00
	2.50
	3.00
150*50	1.00
	1.10
	1.20
	1.50
	1.80
	2.00
	2.40
	2.50
	3.00
	4.00
150*60	1.00
	1.20

规格 (mm) 宽 * 高	壁厚 (mm)
150*60	1.30
	1.50
	1.80
	2.00
	2.50
	3.00
	4.00
150*65	2.00
	2.80
150*70	1.50
	1.80
	2.00
	3.00
150*75	1.50
	1.80
	2.00
	2.50
	3.00
150*80	1.50
	1.80
	2.00
	2.50
	3.00
	4.00
150*100	1.35
	1.50
	1.60
	1.80
	2.00
	2.30
	2.50
	2.80
	3.00
	3.50
	4.00
	4.50
	5.00
150*120	2.00
	2.50
	3.00
	4.00
150*150	1.80
	2.00
	2.30
	3.00

规格 (mm) 宽 * 高	壁厚 (mm)
150*150	3.50
	4.00
	5.00
	6.00
160*20	1.50
160*25	2.00
160*30	2.00
	2.50
160*40	1.50
160*50	2.00
160*60	1.50
	2.00
160*70	2.00
160*80	1.50
	2.00
	2.50
	3.00
160*100	1.80
	2.00
160X160	2.00
	2.50
	3.00
180*20	1.60
	2.50
180*25	1.60
	2.00
180*30	1.50
	1.80
	2.00
	2.50
180*40	1.50
	1.80
	2.00
	2.50
180*50	1.50
	1.80
	2.00
	2.50
	3.80
	4.00
180*60	1.50
	2.00
	2.80
	3.00
180*75	2.00

图中所示为标准厚度和理论重量，实际重量以过磅时重量为准。

规格 (mm) 宽 * 高	壁厚 (mm)
180*75	2.50
	3.00
180*80	2.00
	3.00
	4.80
180X100	1.80
	2.00
	2.50
	3.00
	4.00
180*120	2.50
180*180	2.50
	3.00
190*50	2.00
198*44	2.50
200X10	1.80
	2.00
	2.50
200X15	2.00
200X20	1.50
	1.80
	2.00
	2.50
	3.00
200X25	1.50
	1.80
	2.00
	2.50
	3.00
200X30	1.50
	1.80
	2.00
	2.30
	2.50
	3.00
	4.00
200X40	1.50
	1.80
	2.00
	2.30
	2.50
	3.00
	4.00
200*50	1.50
	1.80

规格 (mm) 宽 * 高	壁厚 (mm)
200*50	2.00
	2.30
	2.50
	2.80
	3.00
	4.00
	5.00
200*60	1.60
	1.80
	2.00
	2.30
	2.50
	3.00
200*65	2.80
200*70	2.00
	2.50
	3.00
200*75	1.80
	2.50
	3.00
200*80	1.60
	1.80
	2.00
	2.30
	2.50
	2.80
	3.00
	4.00
200*90	2.00
	2.50
	3.00
200*100	1.50
	1.80
	2.00
	2.20
	2.50
	2.80
	3.00
	3.50
	4.00
	5.00
	6.00
200*120	2.00
	2.50
	2.80

规格 (mm) 宽 * 高	壁厚 (mm)
200*120	3.00
200*150	2.00
	2.30
	2.50
	2.80
	3.00
	3.00
	4.00
	5.00
200*180	2.50
200*200	2.50
	3.00
	3.50
	4.00
	5.00
	6.00
210*210	3.00
225*50	2.00
230*75	3.00
250*20	2.20
250*25	2.20
250*30	1.6 带筋
	2.00
	2.20
	3.00
	4.00
250*40	1.6 带筋
	2.20
	2.50
	3.00
	4.00
250*50	1.6 带筋
	1.8 带筋
	2.00
	2.50
	3.00
	3.50
	4.00
250*60	2.20
	2.50
	3.00
	4.00
250*80	2.00
	2.50
	3.00
	4.00

图中所示为标准厚度和理论重量，实际重量以过磅时重量为准。

方管规格 SQUARE TUBE SPECIFICATION

规格 (mm) 宽 * 高	壁厚 (mm)
250X100	2.00
	2.20
	2.50
	2.80
	3.00
	3.50
	4.00
	5.00
250*120	2.00
	2.50
	2.80
	3.00
	4.00
250*150	2.50
	2.80
	3.00
	3.30
	4.00
250*200	3.00
	3.50
	4.00
250*250	4.00
	5.00
300X20 加筋	2.20
300X25	1.8 带筋
	2.50
	3.00
300*30	2.00 加筋
	2.50
	3.00
300*40	2.50
	3.00
300*50	1.8 带筋
	2.00 加筋
	2.20
	2.50
	2.80
	3.00
	3.50
	4.00
300*60	1.8 带筋
	2.00
	2.50
	3.00
300*70	2.50
	3.00

规格 (mm) 宽 * 高	壁厚 (mm)
300*75	3.00
300*80	2.0 带筋
	2.50
	3.00
	4.00
300*90	3.00
300X100	2.30
	2.50
	2.80
	3.00
	3.50
	4.00
	5.00
300*120	2.70
	3.00
	3.50
	4.00
300*150	2.60
	3.00
	3.50
	4.00
	5.00
300*180	3.50
300*200	3.50
	4.00
300*300	4.50
350*50	3.00
	3.50
350*60	4.00
350*80	3.50
350*100	3.50
	4.00
400X50	3.00
	4.00
400X100	3.50
	4.00
	12.50
400X130	4.00
400X200	4.00
	5.50
400X400	4.50
500X70	5.00
500X100	6.00
500X200	5.00
600X200	5.00
700X100	4.00

图中所示为标准厚度和理论重量，实际重量以过磅时重量为准。

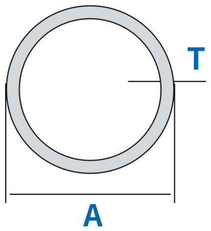

型材编号	壁厚 (mm)
6YG	2.00
7.5YG	1.00
8.9YG	4.50
9.7YG	1.00
12.5YG	1.20
15YG	1.00
	1.20
15.5YG	0.50
	1.00
16YG	1.00
	1.20
19YG	1.00
	1.20
	1.50
20YG	1.00
	1.20
	1.50
	2.00
	3.00
21YG	1.00
	1.20
	1.50
	2.00
22YG	1.20
23.7YG	1.20

型材编号	壁厚 (mm)
24.9YG	1.50
25YG	0.80
	1.00
	1.20
	1.50
	1.80
	2.00
	2.50
	3.00
28YG	1.20
29.4YG	1.40
29.8YG	2.00
30YG	0.80
	1.00
	1.20
	1.50
	1.80
	2.00
	3.00
	4.00
	5.00
31YG	1.50
36YG	1.80
38YG	1.00
	1.20

图中所示为标准厚度和理论重量，实际重量以过磅时重量为准。

圆管规格 ROUND TUBE SPECIFICATION

型材编号	壁厚 (mm)
40YG	0.80
	1.00
	1.20
	1.50
	2.00
	3.00
	4.00
	5.00
46YG	1.50
48YG	1.00
50YG	0.80
	1.00
	1.20
	1.50
	2.00
	2.50
	2.80
	3.00
	4.00
50.8YG	1.80
	3.00
59YG	4.00
60YG	1.00
	1.20
	1.50
	2.00
	3.00
	4.00
70YG	1.00
	1.50
	2.00
	3.00
	4.00
75YG(GN0796)	5.00
76YG	2.00
	2.00
80YG	0.90
	1.00
	1.20
	1.50
	2.00
	2.50
	3.00
	4.00

型材编号	壁厚 (mm)
83YG	6.80
90YG	2.00
100YG	1.20
	1.50
	1.80
	2.00
	3.00
	4.00
110YG	2.00
120YG	2.00
	3.00
	4.00
150YG	1.80
	2.00
	2.50
	3.00
	4.00
	5.00
160YG	2.00
	3.00
180YG	2.00
	2.50
	3.00
191YG	8.50
200YG	2.50
	3.00
	4.00
	5.00
220YG	3.50
230YG	5.00
240YG	5.00
250YG	5.00
260YG	5.00
270YG	5.00
280YG	5.00
290YG	5.00
300YG	5.00
310YG	5.00
320YG	10.00
320YG	20.00
320YG	40.00
320YG	50.00
320YG	85.00

图中所示为标准厚度和理论重量，实际重量以过磅时重量为准。

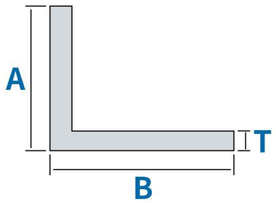

图号	模具编号	厚度
SL-GN0677	6.5*6.5	2.00
	8*8 角	2.00
GN1683	10.5 角	1.00
		2.00
	10x5 角 带圆角	2.00
	10*6 角铝	0.60
	10*7 角铝	0.80
	10*10	1.00
LC-GN0538		1.50
LC-GN0538		2.50
		3.00
GN2476	10*10 角	1.30
GN0920	10*15	1.00
GN1658	10*20 角	1.00
GN1274	11*6 角铝	*
11x7 角	11*7 角铝	*
GN1360	11.9*12.8 角铝	1.20
GN1437	12*10 角铝	1.00
GY-GN0352	12*12	0.90
	12*12	1.20
	18*12 角	1.30
		1.50
		1.80
		2.00
	13*13 角	1.20
GN1273	14*35.5 角	*
	15*15 角	1.00

图号	模具编号	厚度
GN2208	15*17 角	0.80
	15*25 角	1.10
		1.20
		1.50
		1.80
	15*27 角	2.00
LC-GN0552	16*10 角	3.00
	18*12 角	1.30
		1.80
		2.00
	19*19	1.80
	19.5*19.5 角	1.00
GN1272	19*35.5 角	*
	20*5 带圆角	2.00
LC-GN0245	20*10 角	0.50
		0.80
GN1658		1.00
GN1215		1.00
	20*15 角	2.00
	20*20 角	1.00
		1.60
		2.00
		2.50
	20*22 角	3.00
	20*26	4.00
	25*6	1.80
	25*28 角	2.90

图中所示为标准厚度和理论重量，实际重量以过磅时重量为准。

角铝规格 ANGLE ALUMINUM SPECIFICATION

图号	模具编号	厚度
	25*15	1.20
		1.30
		1.50
		1.80
	25*20	1.50
	25*25	1.00
		1.80
		2.00
		3.00
CL-GN0638	25*25 角铝（圆角）	2.00
	27*17	2.00
	28*19	3.20
	28*25	3.00
CL-GN0246	30*10 角	0.50
	30X15 角	3.0
GN1183	30*20	0.80
		1.00
		1.50
		2.00
		2.50
		3.00
	30*25	3.00
GN1183	30*30 角	0.80
	30*30	1.00
		1.50
		2.00
		2.80
GN0515	30*33	1.00
SL-GN0550	32*32	3.00
	38X38	3.00
	39.5*26	3.00
XR-GN0395	39.5 花角	8.90
	40*20	1.80
		3.00
SL-GN0134	40*30	1.20
		1.50
		2.00

图号	模具编号	厚度
	40*40	2.00
		3.00
		4.00
		6.00
500801	40*40 花角	9.00
GN2241	45*20	3.00
	45X20 角	2.0
GN1351	48*14 角	*
SL005	48*16 角	3.00
GN2078	49.8*49.8 花角	3.80
GN1182	50*5 角	0.80
	50*6.2 角铝	1.20
GN2000	50.13 角铝	2.00
	50*30	2.00
		3.00
GN0091	50*30 角	3.00
	50*50	2.00
		2.50
		3.00
		4.00
GN0215		5.00
	52*25	3.00
	53*22 角	3.00
	55*50 角	4.80
GN0404	55*55 花角	2.20
	60*26 角	2.80
	60*60 角	10.00
	73*50 角	6.00
	70*70 角	8.00
	75*20 角铝	2.00
	75*25 角铝	3.00
	76*50 角	6.00
GN0355	90*20 角铝	5.00
	98*28	3.00
GN1042	100*50	4.00
GN1041	100*80	4.00
GN2681	101*11 角铝	1.00

图中所示为标准厚度和理论重量，实际重量以过磅时重量为准。